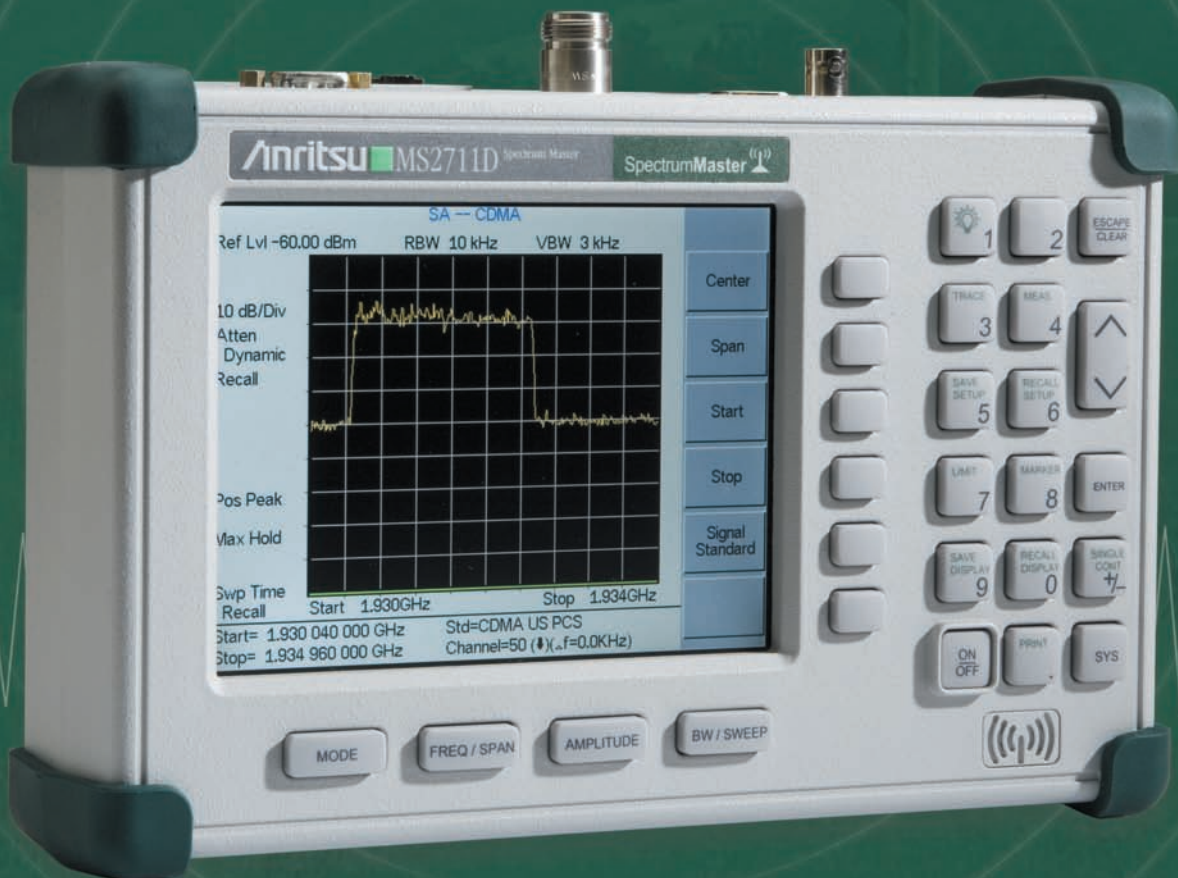


# Spectrum Master™ MS2711D

Fast, Accurate, Repeatable, Portable Spectrum Analysis



# Accurate | Rugged | Easy to use – Powerful

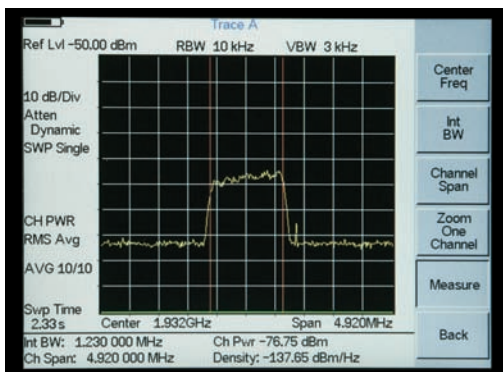
The Anritsu Spectrum Master MS2711D provides ultimate measurement flexibility in a package that is ruggedized for field environments and light enough for mobile applications. Unlike traditional spectrum analyzers, the MS2711D features a rugged, ultra-lightweight, battery-operated design that allows users to conduct spectrum analysis measurements – anywhere, anytime.

With the MS2711D, you can locate, identify, record, and solve communication systems problems quickly and easily, and with incredible accuracy. Whether you are installing, maintaining, or troubleshooting, the MS2711D provides exceptional performance combined with ease-of-use and broad functionality – making it a perfect solution for conducting field measurements in the 100 kHz to 3.0 GHz frequency range. For instance, it is perfect for locating the source of interfering signals. The addition of Option 25, Interference Analysis, makes the instrument particularly well suited for the application.

---

## Rugged and Reliable

Because the MS2711D was designed specifically for field environments, it can easily withstand the day-to-day punishment of field use. The analyzer is almost impervious to the bumps and bangs typically encountered by portable field-based equipment.



## Easy-to-Use

At less than five pounds, the MS2711D is the lightest fully-functional spectrum analyzer available. Operation is straightforward; measurements are obtained through a menu-driven user interface that is easy to use and requires little training. The daylight viewable TFT display is large and high-resolution, making interpreting test results easy and quick.

A full range of marker capabilities — such as peak, center, and delta functions — give users fast and comprehensive analysis of displayed signals. Limit lines simplify amplitude measurements, allowing users to create quick, simple, pass/fail tests. Frequency, span, and amplitude functions are easily configured for optimum performance. Used together with the Save Setup feature, these functions make testing easier and faster for users of all experience levels.

# Spectrum Analysis For Field Applications

---

## Options

The MS2711D's capabilities expand to meet your needs. Available options include High Accuracy Power Meter, Internal Power Meter, and Channel Scanner. The optional Interference Analyzer provides users with everything they need to locate and identify interfering signals. An internal source for transmission measurements enable users to make 2-port measurements of active and passive devices.

## Powerful Trace Management

The unit's internal memory stores up to 10 test setups and 300 measurement traces. The stored data can be easily downloaded to a personal computer (PC) or a printer via an RS-232 serial cable. A notebook computer can be used with the RS-232 interface for automated control and data collection in the field. Handheld Software Tools™ is a powerful data analysis software that comes with every MS2711D. This software allows you to print professional reports for your customers documenting your measurements and saving the traces for future comparison.



## ≤-135 dBm Noise Floor

To meet the challenges of today's wireless systems, the revolutionary MS2711D handheld spectrum analyzer incorporates a pre-amp which increases the analyzer's sensitivity and dynamic range, and improves measurement time. The built-in pre-amp makes the MS2711D particularly effective in measuring low-level signals.

The handheld spectrum analyzer's sensitivity is  $\leq -135$  dBm (100 Hz RBW; full span). With the preamplifier turned on, the MS2711D can identify and make measurements on low-level signals much faster than previously possible.

## +43 dBm Maximum Safe Input Level

Unlike many other spectrum analyzers on the market today, the MS2711D can tolerate an input signal of +43 dBm (20 watts) – without damage. You can be assured that the MS2711D can survive in even the toughest RF environments.



## Light Weight

Weighing less than five pounds fully loaded including a NiMH battery, this fully functional handheld spectrum analyzer is light enough to take anywhere, including up a tower.

## “Smart” Measurements

The MS2711D has dedicated routines for one-button measurements of field strength, channel power, occupied bandwidth, Adjacent Channel Power Ratio (ACPR), C/I, and interference analysis. These are increasingly critical measurements for today’s wireless communication systems. The simple interface for these complex measurements significantly reduces test time and increases analyzer usability.

## Fast Sweep Speed

The MS2711D can do a full span sweep in  $\leq 1.1$  seconds, and sweep speed in zero span can be set from less than 50  $\mu$ s up to 200 seconds. Fast sweeps simplify the capture of intermittent interfering signals.

## AM/FM/SSB Demodulator

A built-in demodulator for AM, narrowband FM, wideband FM and single sideband (selectable USB and LSB) allows a technician to easily identify interfering signals.

## Dynamic Attenuation

With Dynamic Attenuation enabled, the MS2711D automatically activates or de-activates the built-in preamplifier according to the overall input signal amplitude. Dynamic attenuation tracks the input signal level, automatically adjusting the attenuation level to protect the MS2711D in situations of high RF signal levels, or enhancing the instrument’s sensitivity in situations of low-level RF signal input.

## High Accuracy Power Meter (Option 19)

Anritsu’s High Accuracy Power Meter option enables users to make high accuracy RMS measurements, perfect for both CW and digitally modulated signals such as CDMA/EV-DO, GSM/EDGE, and WCDMA/HSDPA. This option requires sensor PSN50 or MA24104A. The PSN50 sensor provides high accuracy measurements from 50 MHz to 6 GHz with a dynamic range from  $-30$  to  $+20$  dBm. The MA24104A is an Inline High Power Sensor with a frequency range from 600 MHz to 4 GHz and can measure signals as high as 150 W. Both of the sensors are equipped with an RS-232 interface for fast and easy connection to the Spectrum Master.

## Transmission Measurement (Option 21)


An optional built-in 25 MHz to 3 GHz signal source provides the capability to measure loss or gain of two-port devices such as filters, cables, attenuators and amplifiers.



PSN50  
High Accuracy  
Power Sensor

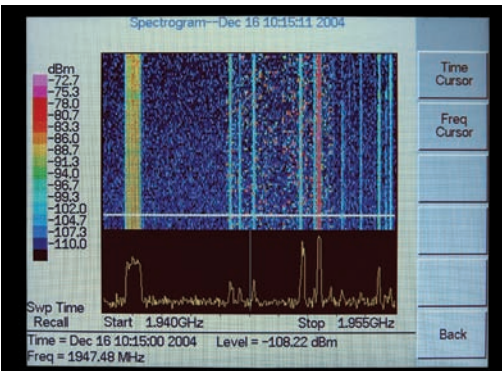


MA24104A Inline  
High Power Sensor



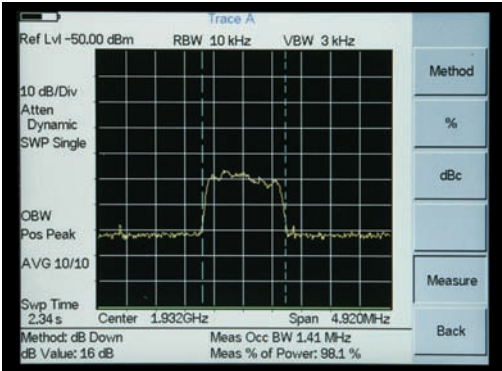
## Carrier to Interference Measurement

As more 802.11 access points are installed, there will be an increasing level of interference in the 2.4 GHz band occupied by this service and other devices such as cordless telephones. This measurement capability makes it simple for an access point installer to determine if the level of interference is sufficient to cause difficulty for users in the intended service area, and can show the need to change to another access channel.



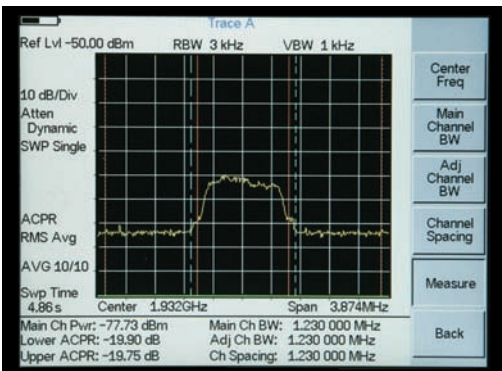
## Interference Analysis

Interference Analysis is Option 25 in the MS2711D. The capabilities delivered by this option are a spectrogram display that shows multiple sweeps over time with color being used to show signal amplitude. This is a powerful means of seeing interfering signals as they come and go. A received signal strength indicator (RSSI) is part of this option. RSSI shows a graph of the signal strength at a single frequency over time. Also included is an audible signal strength indicator used with a directional antenna to determine the direction of arrival of a signal. The audible output can be heard using the built-in speaker or, for privacy, a set of headphones.



## Occupied Bandwidth

This measurement calculates the bandwidth containing the total integrated power occupied in a given signal bandwidth. There are two different methods of calculation depending on the technique used to modulate the carrier. The user can specify percent of power or the “x” dB down point, where “x” can be from 3 dB to 120 dB below the carrier.




## Adjacent Channel Power Ratio

A common transmitter measurement is that of adjacent channel leakage power. This is the ratio of the amount of leakage power in an adjacent channel to the total transmitted power in the main channel. This measurement is used to replace the traditional two-tone intermodulation distortion (IMD) test for system non-linear behavior.

The result of an ACPR measurement can be expressed either as a power ratio or a power density. In order to calculate the upper and lower adjacent channel values, the MS2711D allows the adjustment of four parameters to meet specific measurement needs: main channel center frequency, measurement channel bandwidth, adjacent channel bandwidth and channel spacing. When an air interface standard is specified in the MS2711D, all these values are automatically set to the normal values for that standard.

# Spectrum Master – Fast, Accurate, Repeatable, Portable Spectrum Analysis



# Specifications

<b>Frequency</b>	
<b>Frequency Range</b>	100 kHz to 3.0 GHz (tuneable to 9 kHz)
<b>Frequency Reference</b>	Aging: $\pm 1$ ppm/yr, Accuracy: $\pm 2$ ppm
<b>Frequency Span</b>	10 Hz to 2.99 GHz in 1, 2, 5 step selections in auto mode, plus zero span
<b>Sweep Time</b>	$\leq 1.1$ sec full span; $\leq 50$ $\mu$ sec to 20 sec selectable in zero span
<b>Resolution bandwidth (-3 dB width)</b>	100 Hz to 1 MHz in 1-3 sequence, $\pm 5\%$
<b>Video bandwidth (-3 dB)</b>	3 Hz to 1 MHz in 1-3 sequence, $\pm 5\%$ typical
<b>SSB Phase Noise (1 GHz) at 30 kHz Offset:</b>	$\leq -75$ dBc/Hz
<b>Spurious Responses Input Related</b>	$\leq -45$ dBc
<b>Spurious Residual Responses</b>	$\leq -90$ dBm, $\geq 10$ MHz $\leq -80$ dBm, $< 10$ MHz (10 kHz RBW, pre-amp on)
<b>Amplitude</b>	
<b>Total Level Accuracy</b>	$\pm 1$ dB typical ( $\pm 1.5$ dB max), $\geq 10$ MHz to 3 GHz, $\pm 2$ dB typical $< 10$ MHz for input signal levels $\geq -60$ dBm, excluding input VSWR mismatch
<b>Measurement Range</b>	+20 dBm to -135 dBm
<b>Input Attenuator Range</b>	0 to 51 dB, selected manually or automatically coupled to the reference level. Resolution in 1 dB steps.
<b>Displayed Average Noise Level (Input terminated, 0 dB attenuation, RMS detection, 100 Hz RBW)</b>	$\leq -135$ dBm, $\geq 10$ MHz (preamp on) $\leq -115$ dBm, $< 10$ MHz (preamp on)
<b>Dynamic Range</b>	$> 65$ dB typical
<b>Display Range</b>	1 to 15 dB/division, in 1 dB steps, 10 divisions displayed
<b>Scale Units</b>	dBm, dBV, dBmV, dB $\mu$ V, V, W
<b>RF Input VSWR</b>	(with $\geq 20$ dB attenuation), 1.5:1 typical, (10 MHz to 2.4 GHz)
<b>General</b>	
<b>Internal Trace Memory</b>	300 maximum
<b>Setup Storage</b>	15 test setups
<b>Display</b>	VGA Color (option 3) with adjustable backlight
<b>Inputs and Outputs Ports</b>	RF Out: Type N, female, 50 $\Omega$ Maximum Input without Damage: +23 dBm, $\pm 50$ VDC RF In: Type N, female, 50 $\Omega$ Maximum Input without Damage: +43 dBm (peak), $\pm 50$ VDC
<b>Serial Interface</b>	RS-232 9 pin D-sub, three wire serial
<b>Electromagnetic Compatibility</b>	Meets European community requirements for CE marking.
<b>Safety</b>	Conforms to EN 61010-1 for Class 1 portable equipment
<b>Temperature</b>	Operating: -10 $^{\circ}$ C to 55 $^{\circ}$ C, humidity 85% or less Non-operating: -51 $^{\circ}$ C to +71 $^{\circ}$ C (Recommend the battery be stored separately between 0 $^{\circ}$ C and 40 $^{\circ}$ C for any prolonged storage period.)
<b>Environmental</b>	MIL-PRF-28800F Class 2
<b>Power Supply</b>	External DC Input: +12 to +15 VDC, 3A max Internal: NiMH battery: 10.8 VDC, 1800 mAh
<b>Dimensions</b>	Size (W x H x D): 25.4 cm x 17.8 cm x 6.10 cm (10.0 in x 7.0 in x 2.4 in) Weight: 2.14 kg (4.7 lbs.) includes battery, 2.28 kg (5 lbs) includes transmission measurement signal source

# Options

## Option 19 – High Accuracy Power Meter

### Compatible Sensors PSN50 and MA24104A

PSN50 High Accuracy Power Sensor  
 Frequency Range: 50 MHz to 6 GHz  
 Measurement Range: -30 to +20 dBm  
 Linearity:  $\pm 0.13$  dB  
 Connector: Type N, male, 50  $\Omega$   
 Complete Technical Datasheet: p/n 11410-00423

MA24104A Inline High Power Sensor  
 Frequency Range: 600 MHz to 4 GHz  
 Measurement Range: +3 dBm to +51.76 dBm (2 mW to 150 W)  
 Linearity:  $\pm 0.13$  dB  
 Connectors: Type N, female, 50  $\Omega$   
 Complete Technical Datasheet: p/n 11410-00483

## Option 21 – Transmission Measurement Specifications

Frequency Range	25 MHz to 3 GHz
Frequency Resolution	10 Hz
Output Power Level	-10 dBm typical
Dynamic Range	80 dB, 25 MHz to 2 GHz 60 dB, >2 GHz to 3 GHz (when using dynamic attenuation)
Output Impedance	50 $\Omega$

## Option 25 – Interference Analyzer

### Signal Strength with audible tone option

RSSI

### Spectrogram

## Option 27 – Channel Scanner

Frequency Range	100 kHz to 3.0 GHz
Frequency Accuracy	$\pm 10$ Hz + Time base error, 99% Confidence level
Measurement Range	+20 dBm to -110 dBm
Channel Power	$\pm 1$ dB typical ( $\pm 1.5$ dB max)
Adjacent Channel Power Accuracy	$\pm 0.75$ dBc

## Option 29 – Power Meter Specifications

Frequency Range	3 MHz to 3.0 GHz
Measurement Range	-80 dBm to +20 dBm (+80 dBm with 60 dB external attenuator)
Display Range	-80 dBm to +80 dBm
Offset Range	0 to +60 dB
Accuracy**	$\pm 1$ dB typical ( $\pm 1.5$ dB max), $\geq 10$ MHz to 3 GHz $\pm 2$ dB typical, 3 MHz to <10 MHz
VSWR	1.5:1 typical ( $P_{in} > -30$ dBm, >10 MHz to 2.4 GHz)
Maximum Power	+20 dBm (0.1W) without external attenuator

\*\* (Excludes Input VSWR)



# Ordering Information

## **Model: MS2711D - Handheld Spectrum Analyzer: 100 kHz to 3 GHz**

### **Options**

Option 19	High Accuracy Power Meter (sensor not included)
Option 21	Transmission Measurement
Option 25	Interference Analyzer (best with directional antenna)
Option 27	Channel Scanner
Option 29	Power Meter

### **Standard Accessories**

65717	Soft Carrying Case
633-27	Rechargeable Battery, Ni-MH
40-168-R	AC-DC Adapter
806-141	Automotive Cigarette Lighter 12 Volt DC Adapter
2300-347	Handheld Software Tools CDROM
800-441	Serial Interface Cable (null modem type)
551-1691-R	USB to RS-232 Adapter Cable
10580-00097	MS2711D Spectrum Master User's Guide
	One Year Warranty

### **Precision Adapters**

34NN50A	Precision Adapter, N(m)-N(m), DC to 18 GHz, 50 Ω
34NNF50	Precision Adapter, N(f)-N(f), DC to 18 GHz, 50 Ω

### **Adapters**

510-90-R	Adapter, 7/16 DIN(f)-N(m), DC to 7.5 GHz, 50 Ω
510-91-R	Adapter, 7/16 DIN(f)-N(f), DC to 7.5 GHz, 50 Ω
510-92-R	Adapter, 7/16 DIN(m)-N(m), DC to 7.5 GHz, 50 Ω
510-93-R	Adapter, 7/16 DIN(m)-N(f), DC to 7.5 GHz, 50 Ω
510-96-R	Adapter, 7/16 DIN(m)-7/16 DIN(m), DC to 7.5 GHz, 50 Ω
510-97-R	Adapter, 7/16 DIN(f)-7/16 DIN(f), DC to 7.5 GHz, 50 Ω
1091-26-R	Adapter, N(m)-SMA(m), DC to 18 GHz, 50 Ω
1091-27-R	Adapter, N(m)-SMA(f), DC to 18 GHz, 50 Ω
1091-80-R	Adapter, N(f)-SMA(m), DC to 18 GHz, 50 Ω
1091-81-R	Adapter, N(f)-SMA(f), DC to 18 GHz, 50 Ω
1091-172-R	Adapter, N(m)-BNC(f), DC to 1.3 GHz, 50 Ω

### **Test Port Cables, Armored**

15NN50-1.5C	Test Port Cable Armored, 1.5 meters, N(m)-N(m), 6 GHz, 50 Ω
15NN50-3.0C	Test Port Cable Armored, 3.0 meters, N(m)-N(m), 6 GHz, 50 Ω
15NNF50-1.5C	Test Port Cable Armored, 1.5 meters, N(m)-N(f), 6 GHz, 50 Ω
15NNF50-3.0C	Test Port Cable Armored, 3.0 meters, N(m)-N(f), 6 GHz, 50 Ω
15ND50-1.5C	Test Port Cable Armored, 1.5 meters, N(m)-7/16 DIN(m), 6 GHz, 50 Ω
15NDF50-1.5C	Test Port Cable Armored, 1.5 meters, N(m)-7/16 DIN(f), 6 GHz, 50 Ω

# Ordering Information (Continued)

## Antennas

2000-1200	Portable Antenna, SMA (m), 806-866 MHz, 50 $\Omega$
2000-1473	Portable Antenna, SMA (m), 870-960 MHz, 50 $\Omega$
2000-1035	Portable Antenna, SMA (m), 896-941 MHz, 50 $\Omega$
2000-1030	Portable Antenna, SMA(m), 1.71 to 1.88 GHz, 50 $\Omega$
2000-1474	Portable Antenna, SMA(m), 1.71 to 1.88 GHz, 50 $\Omega$
2000-1031	Portable Antenna, SMA(m), 1.85 to 1.99 GHz, 50 $\Omega$
2000-1475	Portable Antenna, SMA(m), 1.92 to 1.98 and 2.11 to 2.17 GHz, 50 $\Omega$
2000-1032	Portable Antenna, SMA(m), 2.4 to 2.4835 GHz, 50 $\Omega$

## Directional Antennas

2000-1411-R	Portable Yagi Antenna, N(f), 822 to 900 MHz, 10 dBd
2000-1412-R	Portable Yagi Antenna, N(f), 885 to 975 MHz, 10 dBd
2000-1413-R	Portable Yagi Antenna, N(f), 1710 to 1880 MHz, 10 dBd
2000-1414-R	Portable Yagi Antenna, N(f), 1850 to 1990 MHz, 9.3 dBd
2000-1416-R	Portable Yagi Antenna, N(f), 1920 to 2170 MHz, 12 dBd
2000-1415-R	Portable Yagi Antenna, N(f), 2400 to 2500 MHz, 12 dBd
2000-1519-R	500 MHz to 3 GHz, log periodic

## Filters

1030-114-R	Filter, Bandpass, 806 to 869 MHz, N(m)-SMA(f), 50 $\Omega$
1030-109-R	Filter, Bandpass, 824 to 849 MHz N(m)-SMA(f), 50 $\Omega$
1030-110-R	Filter, Bandpass, 880 to 915 MHz, N(m)-SMA(f), 50 $\Omega$
1030-105-R	Filter, Bandpass, 890 to 915 MHz, N(m)-N(f), 50 $\Omega$
1030-111-R	Filter, Bandpass, 1850 to 1910 MHz, N(m)-SMA(f), 50 $\Omega$
1030-106-R	Filter, Bandpass, 1710 to 1790 MHz, N(m)-N(f), 50 $\Omega$
1030-107-R	Filter, Bandpass, 1910 to 1990 MHz, N(m)-N(f), 50 $\Omega$
1030-112-R	Filter, Bandpass, 2400 to 2484 MHz, N(m)-SMA(f), 50 $\Omega$

## Attenuators

3-1010-119	Attenuator, 10 dB, 2 W, DC to 6 GHz
3-1010-122	Attenuator, 20 dB, 5 W, DC to 12.4 GHz, N(m)-N(f)
42N50-20	Attenuator, 20 dB, 5 W, DC to 18 GHz, N(m)-N(f)
3-1010-123	Attenuator, 30 dB, 50 W, DC to 8.5 GHz, N(m)-N(f)
42N50A-30	Attenuator, 30 dB, 50 W, DC to 18 GHz, N(m)-N(f)
1010-127-R	Attenuator, 30 dB, 150 W, DC to 3 GHz, N(m)-N(f)
3-1010-124	Attenuator, 40 dB, 100 W, DC to 8.5 GHz, N(m)-N(f), Uni-directional
1010-121	Attenuator, 40 dB, 100 W, DC to 18 GHz, N(m)-N(f)
1010-128-R	Attenuator, 40 dB, 150 W, DC to 3 GHz, N(m)-N(f)

# Ordering Information (Continued)

## Miscellaneous Accessories

633-27	Rechargeable Battery, Ni-MH
806-141	Automotive Cigarette Lighter/12 Volt DC Adapter
40-168-R	AC/DC Adapter
2000-1029	Battery Charger, NiMH, w/ Universal Power Supply
551-1691-R	USB to RS-232 Adapter Cable
800-441	Serial Interface Cable
65717	Soft Carrying Case
67135	Site Master Backpack
760-243-R	Transit Case
2300-347	Handheld Software Tools CDRROM

## High Accuracy Power Accessories

PSN50	High Accuracy Power Sensor, 50 MHz to 6 GHz
MA24104A	Inline High Power Sensor, 600 MHz to 4 GHz
40-168-R	AC-DC Adapter
800-441	Serial Interface Cable
3-1010-122	Attenuator, 20 dB, 5 W, DC to 12.4 GHz, N(m)-N(f)
1010-127-R	Attenuator, 30 dB, 150 W, DC to 3 GHz, N(m)-N(f)
3-1010-123	Attenuator, 30 dB, 50 W, DC to 8.5 GHz, N(m)-N(f)
3-1010-124	Attenuator, 40 dB, 100 W, DC to 8.5 GHz, N(m)-N(f), Uni-directional
1010-128-R	Attenuator, 40 dB, 150 W, DC to 3 GHz, N(m)-N(f)

## Literature Manuals

10580-00097	User Guide
10580-00098	Programming Manual



#### **Anritsu Corporation**

5-1-1 Onna, Atsugi-shi, Kanagawa, 243-8555 Japan  
Phone: +81-46-223-1111  
Fax: +81-46-296-1264

#### **• U.S.A.**

##### **Anritsu Company**

1155 East Collins Boulevard, Suite 100,  
Richardson, Texas 75081 U.S.A.  
Toll Free: 1-800-ANRITSU (267-4878)  
Phone: +1-972-644-1777  
Fax: +1-972-671-1877

#### **• Canada**

##### **Anritsu Electronics Ltd.**

700 Silver Seven Road, Suite 120, Kanata,  
Ontario K2V 1C3, Canada  
Phone: +1-613-591-2003  
Fax: +1-613-591-1006

#### **• Brazil**

##### **Anritsu Eletrônica Ltda.**

Praca Amadeu Amaral, 27-1 Andar  
01327-010 - Paraisópolis, São Paulo, Brazil  
Phone: +55-11-3283-2511  
Fax: +55-11-3288-6940

#### **• Mexico**

##### **Anritsu Company, S.A. de C.V.**

Av. Ejército Nacional No. 579 Piso 9, Col. Granada  
11520 México, D.F., México  
Phone: +52-55-1101-2370  
Fax: +52-55-5254-3147

#### **• U.K.**

##### **Anritsu EMEA Ltd.**

200 Capability Green, Luton, Bedfordshire LU1 3LU, U.K.  
Phone: +44-1582-433280  
Fax: +44-1582-731303

#### **• France**

##### **Anritsu S.A.**

16/18 Avenue du Québec-SILIC 720  
91961 COURTABOEUF CEDEX, France  
Phone: +33-1-60-92-15-50  
Fax: +33-1-64-46-10-65

#### **• Germany**

##### **Anritsu GmbH**

Nemetschek Haus, Konrad-Zuse-Platz 1  
81829 München, Germany  
Phone: +49 (0) 89 442308-0  
Fax: +49 (0) 89 442308-55

#### **• Italy**

##### **Anritsu S.p.A.**

Via Elio Vittorini, 129, 00144 Roma, Italy  
Phone: +39-06-509-9711  
Fax: +39-06-502-2425

#### **• Sweden**

##### **Anritsu AB**

Borgafjordsgatan 13, 164 40 Kista, Sweden  
Phone: +46-8-534-707-00  
Fax: +46-8-534-707-30

#### **• Finland**

##### **Anritsu AB**

Teknobulevardi 3-5, FI-01530 Vantaa, Finland  
Phone: +358-20-741-8100  
Fax: +358-20-741-8111

#### **• Denmark**

##### **Anritsu A/S**

Kirkebjerg Allé 90 DK-2605 Brøndby, Denmark  
Phone: +45-72112200  
Fax: +45-72112210

#### **• Spain**

##### **Anritsu EMEA Ltd.**

##### **Oficina de Representación en España**

Edificio Veganova  
Avda de la Vega, nº 1 (edf 8, pl1, of 8)  
28108 ALCOBENDAS - Madrid, Spain  
Phone: +34-914905761  
Fax: +34-914905762

#### **• Russia**

##### **Anritsu EMEA Ltd.**

##### **Representation Office in Russia**

Tverskaya str. 16/2, bld. 1, 7th floor.  
Russia, 125009, Moscow  
Phone: +7-495-363-1694  
Fax: +7-495-935-8962

#### **• United Arab Emirates**

##### **Anritsu EMEA Ltd.**

##### **Dubai Liaison Office**

P O Box 500413 - Dubai Internet City  
Al Thuraya Building, Tower 1, Suite 701, 7th Floor  
Dubai, United Arab Emirates  
Phone: +971-4-3670352  
Fax: +971-4-3688460

#### **• Singapore**

##### **Anritsu Pte. Ltd.**

60 Alexandra Terrace, #02-08, The Comtech (Lobby A)  
Singapore 118502  
Phone: +65-6282-2400  
Fax: +65-6282-2533

#### **• India**

##### **Anritsu Pte. Ltd.**

##### **India Branch Office**

3rd Floor, Shri Lakshminarayan Niwas,  
#2726, 80 ft Road, HAL 3rd Stage, Bangalore - 560 075, India  
Phone: +91-80-4058-1300  
Fax: +91-80-4058-1301

#### **• P. R. China (Hong Kong)**

##### **Anritsu Company Ltd.**

Units 4 & 5, 28th Floor, Greenfield Tower, Concordia Plaza,  
No. 1 Science Museum Road, Tsim Sha Tsui East,  
Kowloon, Hong Kong, P.R. China  
Phone: +852-2301-4980  
Fax: +852-2301-3545

#### **• P. R. China (Beijing)**

##### **Anritsu Company Ltd.**

##### **Beijing Representative Office**

Room 2008, Beijing Fortune Building,  
No. 5, Dong-San-Huan Bei Road,  
Chao-Yang District, Beijing 100004, P.R. China  
Phone: +86-10-6590-9230  
Fax: +86-10-6590-9235

#### **• Korea**

##### **Anritsu Corporation, Ltd.**

8F Hyunju Bldg. 832-41, Yeoksam-Dong,  
Kangnam-ku, Seoul, 135-080, Korea  
Phone: +82-2-553-6603  
Fax: +82-2-553-6604

#### **• Australia**

##### **Anritsu Pty Ltd.**

Unit 21/270 Ferntree Gully Road, Notting Hill  
Victoria, 3168, Australia  
Phone: +61-3-9558-8177  
Fax: +61-3-9558-8255

#### **• Taiwan**

##### **Anritsu Company Inc.**

7F, No. 316, Sec. 1, Neihu Rd., Taipei 114, Taiwan  
Phone: +886-2-8751-1816  
Fax: +886-2-8751-1817

Please Contact:

