

# 200

## LIVE FIBER DETECTOR

LFD-200

NETWORK TESTING



- No need to open fiber for identification
- Hands-free operation via Hold button
- Three interchangeable adapter heads

# No-Disconnection Live Fiber Detection


The LFD-200 Live Fiber Detector allows you to detect traffic and measure signals anywhere on singlemode and multimode fibers without having to disconnect them. It also lets you check for signal presence before rerouting or maintenance, perform continuity tests and verify cable labeling. Based on non-destructive macrobending technology, the LFD-200 doesn't disrupt traffic, damage or overstress the fiber, enabling efficient, accurate and reliable data acquisition.

## Simple Testing of Multiple Fiber Types

EXFO's LFD-200 is the only instrument of its kind on the market that comes with a choice of three built-in, interchangeable adapter heads, making it an all-in-one solution for live fiber detection. The handle's storage compartment holds the extra adapter heads for simple conversion and easy testing of various fiber types.

The LFD-200 also features a unique Hold button that enables hands-free operation. Just slide the button up and over to lock it in place. You are now free to operate your setup.

LFD-201 LFD-202 LFD-202P LFD-203



## Complete Diagnosis. Fast.

Simply clamp the LFD-200 onto a fiber, listen for a beep indicating the presence of traffic, then view a complete status report on the multifunction LED display including

- signal presence or absence (live or dark fiber)
- signal type (customer traffic, continuous or modulated test signal at 270 Hz, 1 kHz or 2 kHz)
- signal direction
- core power within 2 dB (typical)

### LFD-200 Series: models and features

	LFD-201	LFD-202	LFD-202P	LFD-203
Core power display		√	√	
Maximum power range (dBm)	0 to -40	0 to -40	+20 to -20	0 to -40
Over-range indicator		√	√	
Fiber type	Single fiber	Single fiber	Single fiber	Ribbon fiber
Fiber heads (included)	3 mm 900 250/RIB	3 mm 900 250/RIB	3 mm 900 250/RIB	RIB-12 RIB-CBL RIB-3 mm
Optional 2 mm head	√	√	√	

### Accessories (Interchangeable Heads)

#### LFD-201, LFD-202 and LFD-202P

##### 3 mm

Extra head for jacketed fiber (3 mm)



##### 900

Extra head for jacketed fiber (900 mm)



##### 250/RIB

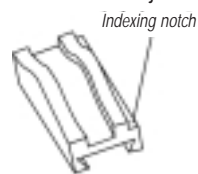
Extra head for coated fiber (250 mm) and jacketed fiber (3 mm)



#### LFD-203

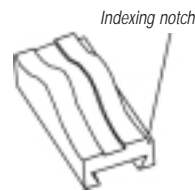
##### RIB-CBL

Extra head for jacketed ribbon fiber



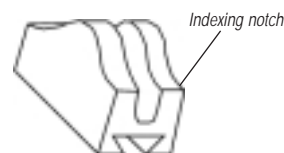
##### RIB-12

Extra head for bare ribbon fiber



##### RIB-3 mm

Extra head for jacketed fiber (3 mm)



## SPECIFICATIONS

## LFD-201, LFD-202 and LFD-202P

## Optical Characteristics, Typical (using Corning 1528)

Optical tone receiver	270 Hz, 1 kHz, 2 kHz
Detection technique	Non-destructive macrobending
Loss	< 0.6 dB at 1310 nm
Spectral response	800 nm to 1650 nm
Detector sensitivity (MDSP) <sup>1</sup>	-40 dBm (equivalent core power)
Minimum fiber slack	1.9 cm (3/4 in) required for detection

## Core Power Detection, Typical

LFD-201	0 dBm to -40 dBm ± 2 dB
LFD-202	0 dBm to -40 dBm ± 2 dB
LFD-202P	20 dBm to -20 dBm ± 2 dB

## Fiber Compatibility

Dual window, singlemode	8 mm to 10 mm core diameter
Coating diameter	250 mm diameter
Coating	High refractive index, acrylate

## General Specifications

Size (H x W x D)	23.6 cm x 3.0 cm x 3.2 cm (9 5/16 in x 1 3/16 in x 1 1/4 in)
Weight	0.3 kg (0.6 lb)
Battery	Standard 9 V alkaline battery
Battery life	Approx. 10 000 readings
Temperature	
Operating	-20 °C to 50 °C (-4 °F to 122 °F)
Storage	-40 °C to 60 °C (-40 °F to 140 °F)
Humidity	0 % to 90 % non-condensing at 35 °C

## Optional Accessory

Optional interchangeable 2 mm head

## NOTES

- Mean detectable signal power for singlemode fiber at 1310 nm.
- Sensitivity is color-dependent. The LFD-203 is sensitive to dark colors such as black, brown and dark blue.

## LFD-203

## Optical Characteristics (Using SMF-28)

Detection technique	Non-destructive macrobending
Insertion loss (typical)	< 0.20 dB at 1310 nm < 2.00 dB at 1550 nm
Spectral response	800 nm to 1650 nm
Minimum detector sensitivity <sup>2</sup> (typical)	
Bare ribbon fiber:	-40 dBm at 1310 nm -50 dBm at 1550 nm
Jacketed ribbon fiber:	-30 dBm at 1310 nm -40 dBm at 1550 nm
Optical tone receiver	270 Hz, 1 kHz, 2 kHz
Minimum fiber slack	1.9 cm (3/4 in) required for detection

## Fiber Compatibility

Dual window singlemode	8 to 10 μm core diameter
Coating diameter	250 μm
Coating	High refractive index acrylate

## Interchangeable Fiber Heads

Bare ribbon fiber adapter	
Jacketed ribbon fiber adapter	
3 mm	

## Ordering Information

## LFD-20X

## Live fiber detector

- Standard live fiber detector without core power reading display
- Live fiber detector with core power reading display
- High-power live fiber detector with core power reading display
- Live fiber detector for ribbon fiber

Includes: LFD-200 carrying case and three interchangeable adapter heads  
User Guide, 9 V alkaline battery and Certificate of Compliance.

Example: LFD-203

Find out more about EXFO's extensive line of high-performance portable instruments by visiting our website at [www.exfo.com](http://www.exfo.com).



## Rugged Handheld Solutions

- OLTS
- Power meter
- Light source
- Talk set



## Optical Fiber

- OTDR
- OLTS
- ORL meter
- Switch

## DWDM Test Systems

- OSA
- PMD analyzer
- Chromatic dispersion analyzer
- Multiwavelength meter

## Transport/Datacom

- 10/100 and Gigabit Ethernet
- SONET/SDH (DS0 to OC-192c)
- SDH/PDH (64 kb/s to STM-64c)
- SAN

Corporate Headquarters > 400 Godin Avenue, Vanier (Quebec) G1M 2K2 CANADA | Tel.: 1 418 683-0211 | Fax: 1 418 683-2170 | [info@exfo.com](mailto:info@exfo.com)

Toll-free: 1 800 663.3936 (USA and Canada) | [www.exfo.com](http://www.exfo.com)

EXFO America	4275 Kellway Circle, Suite 122	Addison, TX 75001 USA	Tel.: 1 800 663-3936	Fax: 1 972 836-0164
EXFO Europe	Le Dynasteur, 10/12 rue Andras Beck	92366 Meudon la Forêt Cedex FRANCE	Tel.: +33.1.40.83.85.85	Fax: +33.1.40.83.04.42
EXFO Asia-Pacific	151 Chin Swee Road, #03-29 Manhattan House	SINGAPORE 169876	Tel.: +65 6333 8241	Fax: +65 6333 8242
EXFO China	Beijing New Century Hotel Office Tower, Room 1754-1755 No. 6 Southern Capital Gym Road	Beijing 100044 P. R. CHINA	Tel.: +86 (10) 6849 2738	Fax: +86 (10) 6849 2662

EXFO is certified ISO 9001 and attests to the quality of these products. This device complies with Part 15 of the FCC Rules. Operation is subject to the following two conditions: (1) this device may not cause harmful interference, and (2) this device must accept any interference received, including interference that may cause undesired operation. EXFO has made every effort to ensure that the information contained in this specification sheet is accurate. However, we accept no responsibility for any errors or omissions, and we reserve the right to modify design, characteristics and products at any time without obligation. Units of measurement in this document conform to SI standards and practices. Contact EXFO for prices and availability or to obtain the phone number of your local EXFO distributor. For the most recent version of this spec sheet, please go to the EXFO website at <http://www.exfo.com/specs>. In case of discrepancy, the Web version takes precedence over any printed literature.