

FTTx All in one fusion splicer

PCT/KR2006/001487

Swift-F1

The revolution of a splicer



- ⊙ The Single All-in-one Device (strip, clean, cleave, splice, sleeve)
- ⊙ Operation time : 60 sec (incl. connector assembly, 0.9mm fiber)
- ⊙ No crack with heating stripping, more then 3.5kgf
- ⊙ No matter who or when, even a beginner can use easily

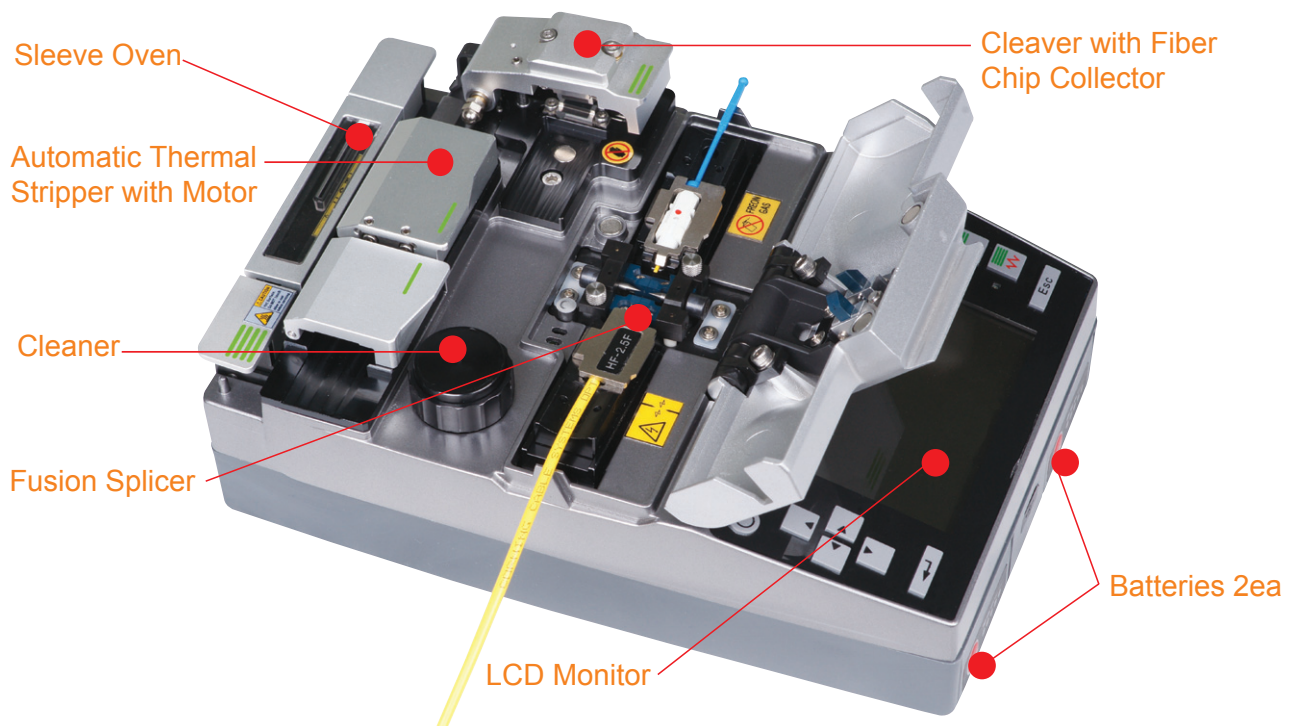
Swift-F1

Swift F1 is the highly sophisticated and integrated clad alignment fusion splicer, which has been designed to perform the major 5 multifunctional features systematically: heating, stripping, cleaning, cleaving, splicing and sleeving.

The Swift F1 has been designed for fusion splicing and splice-on connector (Swift Connector) of FTTH network applications.

The structural and complementary features of Swift F1 have been applied to the design of Swift Connectors to resolve the problems of mechanical connectors in past: low quality, weak durability and high maintenance cost. Swift F1 has turned around the way that the connector users, who were used to thinking previously, as from the installation and maintenance costs of splice-on connector, had been more expensive than a mechanical connector to more cost effective than mechanical connector purchasing cost of splice-on connector.

Swift F1 is a versatile fusion splicer which can perform all kinds of FTTH fusion splicing for the ordinary 0.25mm, 0.9mm, 2mm~3mm cable, indoor cable and others splicing connectors.



Swift-F1 Examples



Chest Harness Work Table



From Premise Enclosure



On a Telephone pole



On a Bucket Truck




Stripper- high tensile force by heating stripping-3.5kg/f

- No crack by heating stripping
- Over 1 million stripping with an electric motor.
- Stripping time - 1.5 sec




Cleaner

- The cleaning of V-Groove is the most Important, due to the V-Groove splicing method.




Cleaving

- One-Action Cleaving
- Oil Damper System
- Built-in Rubbish bin



Sleeving

- Place the ferrule in the oven so  mark face the front(user).
- Heating Time : 15sec(0.9mm Fiber)

Fiber to Fiber Splicing & Fiber Holder Types.

HF-250	HF-250	0.25 + 0.25mm Fiber	} Sleeve Size 1.0mm × 2.3mm × 45mm
HF-900	HF-900	0.9 + 0.9mm Fiber	
HF-250	HF-900	0.25 + 0.9mm Fiber	
HF-IN	HF-IN	Indoor + Indoor Cable	} Sleeve Size 3.5mm × 4.0mm × 45mm
HF-2.5F	HF-2.5F	3.0 + 3.0mm Cable	

Splice-on Connector Assembly Order: 1kit / 60sec(0.9mm fiber)


1. Put cable on the holder




2. Strip, Clean, Cleave




3. Put ferrule on the holder




4. Strip, Clean, Cleave



5. Splice



6. Sleeve



7. Assemble boot




8. Completion



The Choice of Holder by Connector Type





0.9mm fiber holder



Indoor cable holder




SC connector holder



3.0mm cable holder



0.9mm fiber holder



2.0mm cable holder





LC connector holder



2.0mm cable holder




0.9mm fiber holder



3.0mm cable holder

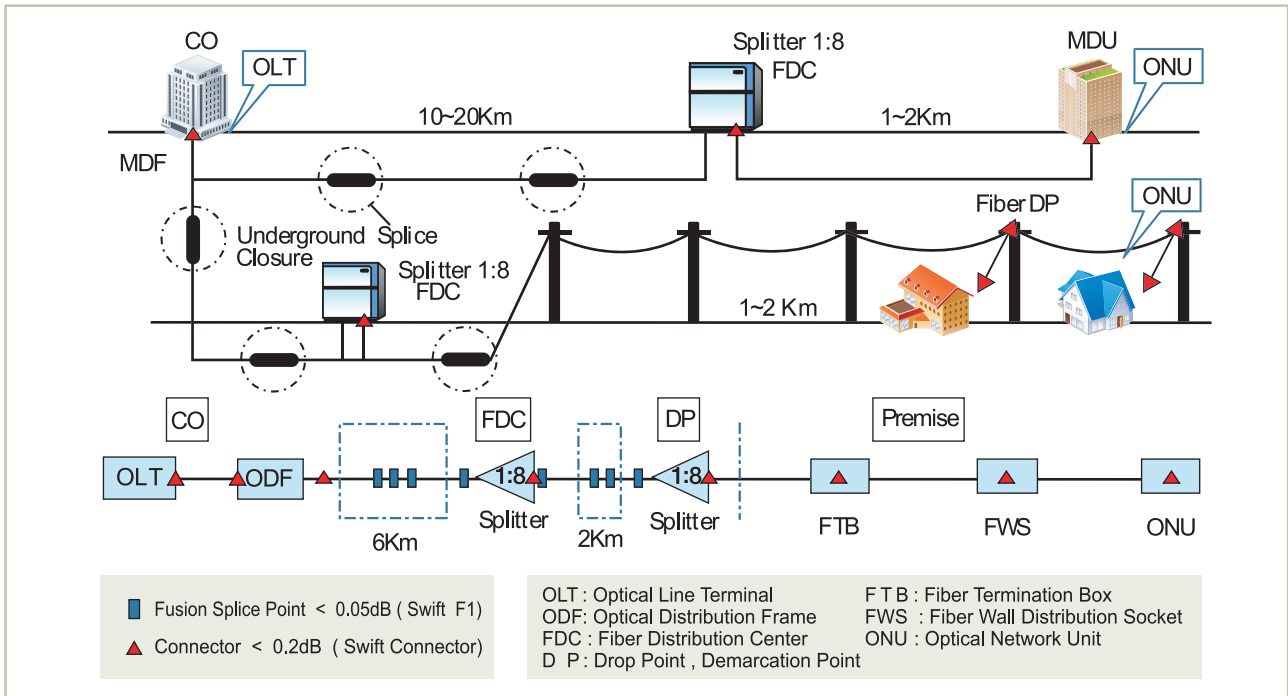


FC connector holder




Standard FTTx Network

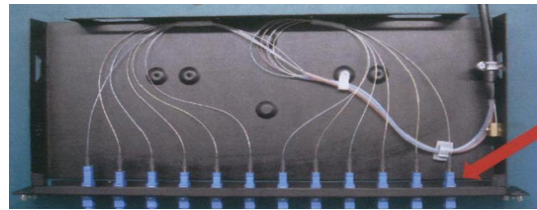
Perfect Solution with Swift F1 and Swift Connector



Using Pigtail Connector



Using Swift Connector




Extra accessories like splice cassette (tray) and sleeve support are not necessary-keeping the space neat.

Using Mechanical Splicer




Using Swift Connector




No Connector cabinet is needed, so maintenance is not necessary

ODF(Optical Distribution Frame) Applied Case


Using Patch Cord




Using Swift Connector



Inside the Home

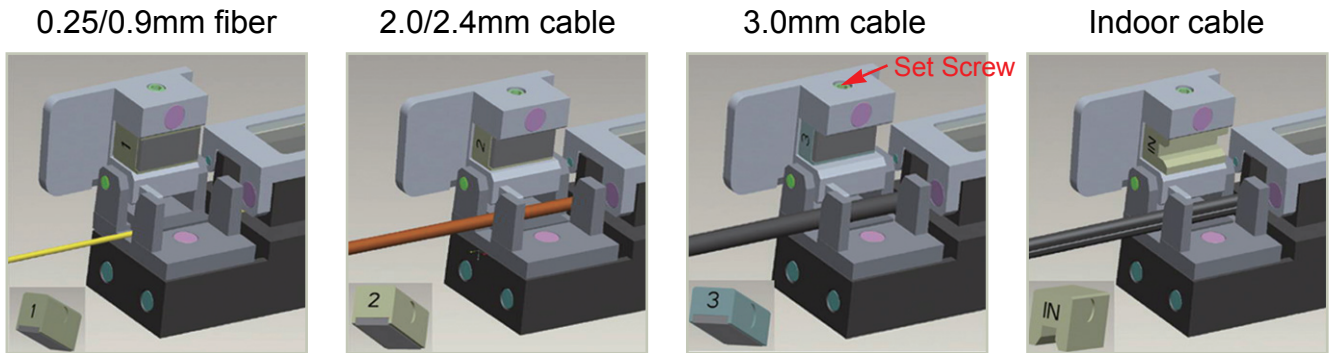


Outside the Home

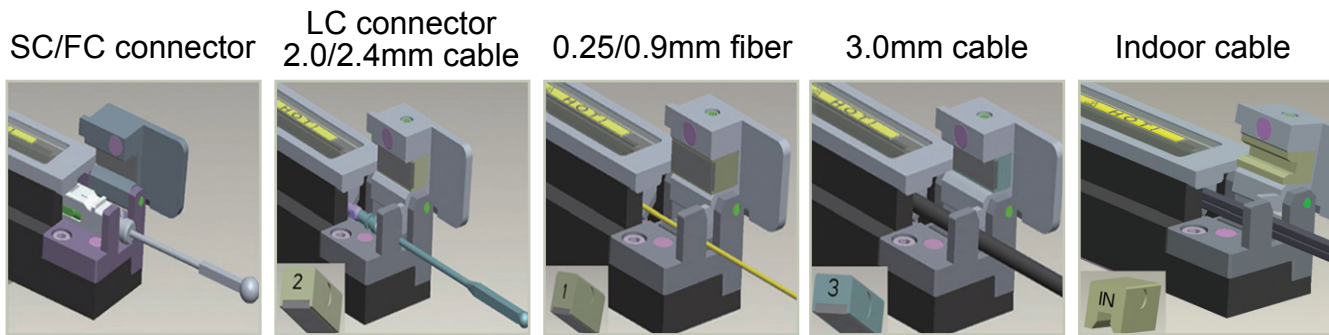


The Choice of a Lever Block by Cable & Connector Type

Choose a lever block on the left side of the oven. (1EA inclusive, 3EA optional)
 (Loosen set screw and then change a block)



Choose a lever block on the right side of the oven. (1EA inclusive, 3EA optional)



Package



Swift F1 Fusion Splicer



Work Table



Battery Charger



Batteries (2EA)



Electrode



DC Adaptor



Cooling Tray



Blade

Sleeve for Connector

0.25mm, 0.9mm



Indoor, 2~3mm



Sleeve for fiber or cable

0.25mm, 0.9mm



Indoor, 2~3mm



Soft Case



AC Adaptor

SPECIFICATIONS

Subject	Description
Alignment	Fixed V - Groove (Clad to Clad)
Cladding Diameter	125 μ m
Coating Diameter	250 ~ 900 μ m
Average Splice Loss	0.03dB(SM), 0.02dB(MM), 0.06dB(NZDS,DS)
Splicing Time (Typical)	7sec
Heating Time	15sec(0.9mm Fiber), 70sec(Indoor, 3.0mm Cable)
Sleeve Length	45mm(For Fiber), 28mm or 32mm(For Connector)
Tension Test	1.96N
Splice Memory	2000
Compatible Cable	0.25mm, 0.9mm, 2.0mm, 3.0mm, Indoor Cable
Dimension	135(W) \times 200(L) \times 82(H) mm
Weight	1.5Kg (Body 1.1kg, Battery 120g \times 2)
Power	DC Li-Polymer Battery, 100~240V AC Adapter
Battery Capacity	1400mAh \times 2
No. of Splicing/Heating with battery	Typical 120cycles(0.9mm Fiber)
Operating Temp	-10 $^{\circ}$ C ~ 50 $^{\circ}$ C
Storage Temp	-40 $^{\circ}$ C ~ 80 $^{\circ}$ C

STANDARD PACKAGE


Description	Model	Q'ty
Splicer	F1	1
AC Adapter	F1-1	1
Battery Charger	F1-2	1
Battery Pack	F1-B	2
Fiber Holder	HF-?	Option 1Set(2EA)
Spare Electrode	EI-19	1pair
Cooling tray	CT	1
Carrying Case	Soft Case	1
User Guide CD		1

OPTION

Description	Model	
Working Table	WK	
Fiber Holder	HF-250, HF-900, HF-2.5, HF-IN HF-SC, HF-FC, HF-LC, HF-LT	
Electrode	EI-19	
Blade	BI-05	
DC Adapter	F1-DA	
Battery Pack	F1-B	
Sleeve Heater lever Block	See page 5	
Sleeve	S09-C	0.9mm Connector, 1.0 \times 2.3 \times 28mm
	S09	0.9mm Cable, 1.0 \times 2.3 \times 45mm
	S30-C	3.0mm. Indoor Connector, 3.5 \times 4.0 \times 32mm
	S30	3.0mm. Indoor Connector, 3.5 \times 4.0 \times 45mm



Headquarter : #703 Gwanpyung-dong Yusung-gu Daejeon, Korea
 (Korea) Tel : +82 42 671 5609 Fax : +82 42 671 5612
 America branch : 4230 LBJ Freeway Suite 235C Dallas Texas 75244, USA
 (Dallas) Tel : +1 972 556 0916 Fax : +1 972 910 8384
 Europe branch : Ludwig-Erhard str. 30-34 65760 Eschborn, Deutschland
 (Germany) Tel : +49 1522 3689 747
 India branch : A-26/4 Mohan Cooperative Estate Mathura Road Delhi, India
 (Delhi) Tel : +91 11 4055 5954, +91 11 4056 7229
 China branch : E3-8F Juneyao International Plaza NO789 Zhaoyang Rd,
 (Shanghai) Shanghai 200032, China
 Tel : +86 21 5836 0950, +86 21 5836 0189 Fax : +86 21 5836 0951
 Russia branch : ya ul, Entuziastov 3 111024 Moscow, Russian Federation,
 (Moscow) Tel : +7 926 233-1605



ILSINTECH Co., Ltd. www.ilsintech.com