

## JDSU P5000i Specs

Provided by [www.AAATesters.com](http://www.AAATesters.com)

# P5000 Digital Probe Microscope and FiberChekPRO™ Automated Fiber Inspection and Analysis Software & Probe

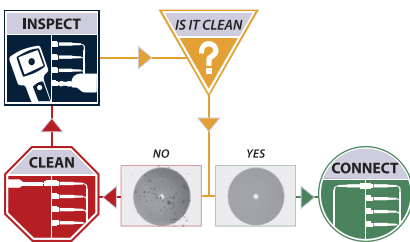


Laptop not included.

### Applications

- Inspect and analyze both the bulkhead (female) and patch cord (male) sides fiber interconnects
- Instantly capture, analyze, and grade fiber end face images and obtain a PASS/FAIL result according to pre-configured criteria setting
- Standardize fiber inspection, analysis, and grading process throughout fiber network

### Inspect Before You Connect<sup>SM</sup>



**Contamination is the number 1 reason for troubleshooting optical networks.** Proactive inspection and cleaning of fiber connectors can prevent poor signal performance, equipment damage, and network downtime.

### Key Features

- FiberChekPRO software pre-programmed to comply with International Electrotechnical Commission (IEC) acceptance criteria standards for single-mode and multimode connectors
- Implements standards for inspection and grading throughout every stage of fiber handling
- Removes human subjectivity from fiber inspection and grading to ensure consistent results
- Configurability allows for user-defined controls and criteria settings
- Identifies and characterizes each defect and contamination particle, and determines their location relative to the fiber core
- Archives results and images as HTML or PDF files and generate integrated reports
- Plugs directly into PC/laptop via USB 2.0 connection
- Produces crisp, clear view of fiber end face condition with high-resolution 5MP camera and coaxial illumination

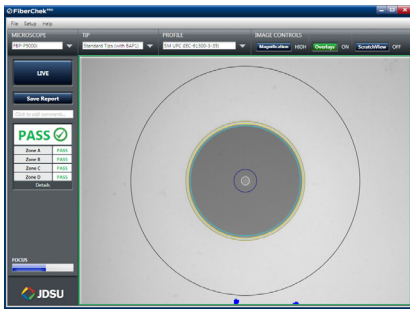
### FiberChekPRO with P5000 Digital Probe

FiberChekPRO is an advanced application that determines the acceptability of optical fiber end faces through automated inspection and analysis. It identifies and characterizes defects and contamination and determines their location relative to the fiber core. It then provides a PASS or FAIL result according to a pre-configured failure criteria setting.

The P5000 digital probe microscope connects directly to a PC or laptop via a USB 2.0 connection, and the unique QuickCapture™ button lets users capture, inspect, and analyze a fiber end face image in a single automated step.

*Note: For automated PASS/FAIL on a JDSU test mainframe (TBERD/MTS or HST-3000) use FBP-P5000i.*



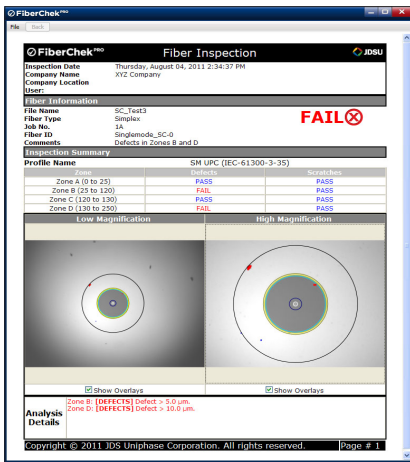


FiberChekPRO User Interface

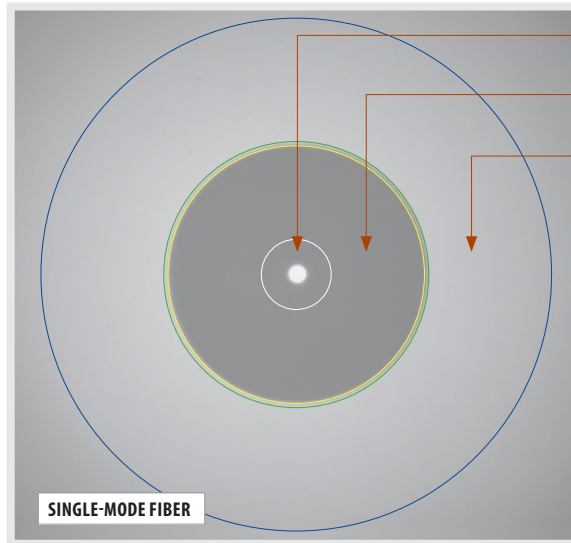
As different types of contamination are located and identified, FiberChekPRO measures the size of each feature, determines its location relative to the core, and analyzes the collected data using an advanced logarithm to obtain a PASS or FAIL result based on the user's desired acceptance criteria.

Because defects and contamination on or near the core surface typically affect the light transmission most significantly, they require the most aggressive examination. FiberChekPRO defines the concentric areas around the core as Zones which let users establish failure criteria by evaluating various defect categories, which include Contamination, Pit/Chip and Scratches.

**Note:** Zones are a series of concentric circles that identify areas of interest on the connector end face. The inner-most zones are more sensitive to contamination than the outer zones.



FiberChekPRO HTML Summary Report



- A CORE Zone
- B CLADDING Zone
- C FERRULE/CONTACT Zone

**Benefits**

- Eliminates human subjectivity for consistent, standardized result when inspecting and grading fiber
- Configurability allows for user-defined PASS/FAIL criteria settings
- Standardizes inspection, analysis, and grading process throughout fiber networks
- Records and archives results in HTML or PDF format

**FiberChekPRO Automated Procedures**

1. Acquires the fiber image
2. Analyzes the image
3. Finds defects and their location to fiber core
4. Measures and evaluates the defects within each specified Zone
5. Determines whether defects within the Zones are acceptable according to the pre-configured failure criteria for each Zone
6. Displays the results as PASS or FAIL
7. Saves or prints all relative results in designated directory or printer, respectively

### Active Profile Settings for P5000\*

SM UPC	(IEC-61300-3-35)
SM APC	(IEC-61300-3-35)
SM PC	(IEC-61300-3-35)
MM	(IEC-61300-3-35)
Ribbon, SM APC	(IEC-61300-3-35)
Ribbon, MM	(IEC-61300-3-35)

\*Additional profiles are also available for activation. Users can also add new profiles as needed.

### Active Optical Settings\*

Standard Tips (with BAP1)
Simplex Long Reach (-L) Tips
Ribbon Tips
Ribbon Tips - Long Reach

\*Additional Optical Settings are also available for activation.

Users can also create new optical settings as needed for optimized use the wide variety of tips/adapters offered by JDSU for various applications.

### P5000 Probe Specifications

Dimensions	140 x 46 x 44 mm (5.5 x 1.8 x 1.7 in)
Weight	110 g (3.88 oz)
LOW-Mag field-of-view (FOV)	Horizontal: 740 $\mu$ m Vertical: 550 $\mu$ m Diagonal: 920 $\mu$ m
HIGH-Mag FOV	Horizontal: 460 $\mu$ m Vertical: 345 $\mu$ m Diagonal: 575 $\mu$ m
Live image	800 x 600; 15 fps
Connector	USB 2.0
Cord length	183 cm (6 ft)
Camera sensor	1280 x 1024 black and white, 1/3-in (1.27 cm) CMOS
Particle size detection	<1 $\mu$ m
Light source	Blue LED, 100,000+ hour life
Lighting technique	Coaxial
Power source	USB port
Certification	CE
Warranty	1 yr

### Ordering Information

FBP-P5000	Digital fiber inspection probe microscope (USB 2.0); FiberChekPRO software; FBPT inspection tip: Universal 2.5 mm patch cord tip; hard-sided carrying case
FBP-SD01	Digital fiber inspection probe microscope (USB 2.0); FiberChekPRO software; interchangeable FBPT inspection tips (4) in hard case: SC and LC bulkhead tips, Universal 2.5 mm and 1.25 mm patch cord tips; hard-sided carrying case

### Test & Measurement Regional Sales

<b>NORTH AMERICA</b> TOLL FREE: 1 866 228 3762 FAX: +1 301 353 9216	<b>LATIN AMERICA</b> TEL: +1 954 688 5660 FAX: +1 954 345 4668	<b>ASIA PACIFIC</b> TEL: +852 2892 0990 FAX: +852 2892 0770	<b>EMEA</b> TEL: +49 7121 86 2222 FAX: +49 7121 86 1222	<a href="http://www.jdsu.com/inspect">www.jdsu.com/inspect</a>
---	--	---	---	--