



LinkRunner™ Pro & Duo

Network Multimeter

Quick network connectivity and cabling answers for the frontline technician

Network technicians and desktop support professionals are the first line of defense against problems at the physical and link layers of the network. They are tasked with resolving basic connectivity problems fast, and preventing unnecessary escalations to higher levels.

Today's connectivity problems are more complex than ever. Users demand Gigabit connectivity. IT departments enforce stronger standards like 802.1X. And technologies like VoIP and WLAN have given rise to a greater reliance on PoE for power.

The LinkRunner Pro and Duo recognize this, and empower technicians to address today's challenges with powerful new features and reporting capabilities. And, following the tradition of the original LinkRunner, they are designed for simplicity and ease-of-use to ensure rapid deployment and concise answers.

Vision to resolve a broader range of today's link connectivity problems. That's Network SuperVision.™ That's Fluke Networks' promise to you.



LinkRunner Duo for both copper and fiber



LinkRunner Pro for copper

Count on LinkRunner Pro and Duo for answers

- Can I negotiate at Gigabit?
- Are there 802.1X security conflicts?
- Is the DHCP server responding?
- Do I have PoE voltage on the right pairs?
- Can I link with key devices or the Internet?
 - Over copper links (Pro & Duo)
 - Over fiber links (Duo only with optional SFP)
- Which port number am I plugged into?

Empower techs to troubleshoot gig links

The LinkRunner Pro and Duo are the first frontline tools to establish links at Gigabit speeds. That means frontline technicians now have the power to troubleshoot Gigabit link problems before they're escalated to higher levels, giving network engineers more time to focus on optimization, planning, and expansion.

Quickly resolve 802.1X security conflicts

The LinkRunner Pro and Duo not only will discover the presence of 802.1X, but can also gain authentication on 802.1X networks. The

included LinkRunner Connect Software can be used to select EAP type, provide certificates, and enter passwords. Technicians can now resolve 802.1X conflicts and get users back up and running fast.

Eliminate guesswork over port locations

The LinkRunner Pro and Duo are the first connectivity tools to support the new IEEE Link Layer Discovery Protocol (LLDP) in addition to the Cisco and Extreme Discovery Protocols (CDP and EDP). That allows technicians to speed problem resolution by precisely locating the nearest switch model, slot, and port.

Document problems with link status reports

When no test documentation is available, closing trouble tickets can be a frustrating and time-consuming process. Finger pointing and redundant testing are just a couple of the wastes that occur. The LinkRunner Pro and Duo eliminate these wastes by generating objective, professional test reports that can be printed or routed electronically.

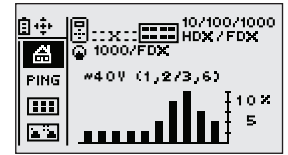


Ordering information

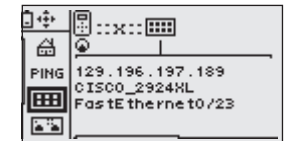
Model Number	Description
LRDUO	Includes LinkRunner Duo, Wireview Cable ID #1, LinkRunner Connect Software CD, USB cable, RJ45 coupler, LinkRunner Duo getting started guide, four (4) AA alkaline batteries
LRDUO-FTK	Includes LRDUO, SimpliFiber Pro optical power meter, 850/1300 multimode source, VisiFault VFL, FT120 FiberViewer, FindFiber Remote ID source, and carrying case; SC, ST, and LC power meter adapters
LRPRO-1000	LinkRunner Pro Network Multimeter
LRPRO-KIT	LinkRunner Pro Extended Test Kit (see image below for contents)
CIQ-GSV	CableIQ Gigabit Service Kit (see image below for contents)
CIQ-GSV-IE	CableIQ Gigabit Service Kit – Industrial Ethernet includes: CableIQ Qualification Tester, LinkRunner Pro Network Multimeter, IntelliTone Pro 200 Probe, CableIQ Remote Identifiers #1-7, WireView Cable ID #1, CableIQ Reporter software CD, RJ45-RJ45 shielded patch cords (2), USB cable, coax “F” push-on cable, RJ45/RJ11 universal coupler, USB cable, test accessory soft pouch, CableIQ Getting Started Guide, LinkRunner Pro Getting Started Guide, IntelliTone Pro Getting Started Guide, eight (8) AA batteries, one 9 V battery, packaged in a deluxe Fluke Networks carry case and (2) RJ45-to-M12 patch cables
Accessories	Description
MS-SX	Gig Fiber SFP transceiver (Not included in Duo. SFP required for fiber testing on Duo)
LRPRO-REFLECT-OPT	Reflector option
LRPRO-LION	Lithium-Ion Battery Pack with AC adapter
WIREVIEW 2-6	WireView Cable IDs #2-6
CLIP-SET	RJ45 to 8-clip test lead
CIQ-RJA	RJ45/11 Modular Adapter
MT-8200-63A	IntelliTone 200 Probe

LinkRunner Family Comparison

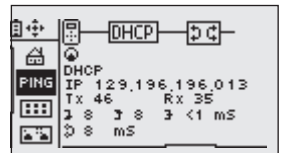
Features	LinkRunner	LinkRunner Pro & Duo
Link/Ping Speed	10/100	10/100/1000
POTS/ISDN/Ethernet Detection	•	•
Cable Wiremap	•	•
Discovery Protocols	CDP/EDP	CDP/EDP/LLDP
IntelliTone Digital Toning		•
PoE Verification		•
Configurable Ping List		10 IP Addresses
802.1X Authentication		•
Link Status Reports		4 reports on Pro 8 reports on Duo
USB Application Port		•
Protective Rubber Mold		•



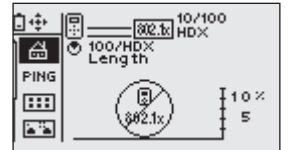
See device capabilities, link speed, PoE power, and utilization levels.



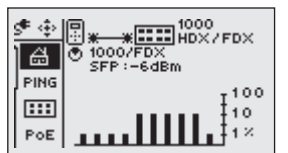
Precisely locate switch ports with CDP, EDP, and LLDP discovery.



Ping DNS server or other key devices, and observe response time.



Quickly authenticate and identify potential 802.1X security conflicts.



Provides indication of link on active fiber link and indication of power based on manufacturer's SFP specifications.



LinkRunner Duo



LinkRunner Pro



CableIQ Gigabit Service Kit



LinkRunner Pro Extended Test Kit



Specifications

Media Access	10BASE-T, 100BASE-TX, 1000BASE-T (IEEE 802.3), and PoE (IEEE 802.3af)
Cable Tests	Pair lengths, opens, shorts, splits, crossed, straight through, and cable ID
Tone Generator	IntelliTone digital tone: [500 KHz]; analog tones: [400Hz, 1KHz]
Ports	Test ports: RJ45 ports; Application port: mini-USB
Power Source	4 AA batteries
Weight	10 oz (311 grams) with batteries installed
Dimensions	5.3" h x 3.1" w x 1.3" d (13.46cm x 7.87cm x 3.30cm)
LinkRunner Connect Software	Operates on Windows XP and 2000; supports English, Spanish, French, German, Simplified Chinese, and Japanese
Warranty	One year
M12/ RJ45 Cable Specifications:	
Cable type	Ethernet cable, Cat5e, shielded, 2 pair AWG 26 stranded (7 wire), RAL 5021 (water blue), M12 4 pos. D- coded on RJ45 connector
Number of positions	4
Fixed cable length	2 m
Volume resistance	≤ 5 mΩ
Insulation resistance	≥ 100 MΩ
Ambient temperature	-20 °C to 50 °C
Inflammability class acc to UL 94	V0
Surge voltage category	II
Pollution degree	3
Degree of protection	IP20/IP67
External cable diameter	6.7 mm
Transmission characteristics	Cat 5 (IEC 11801:2002), Cat 5e (TIA 568B:2001)

For more information, visit www.flukenetworks.com/linkrunnerpro

NETWORK SUPERVISION

Fluke Networks
P.O. Box 777, Everett, WA USA 98206-0777

Fluke Networks operates in more than 50 countries worldwide. To find your local office contact details, go to www.flukenetworks.com/contact.

©2009 Fluke Corporation. All rights reserved.
Printed in U.S.A. 5/2009 2798532 D-ENG-N Rev C