



Divot Bare Fiber Adapter Specs

Provided by www.AAATesters.com



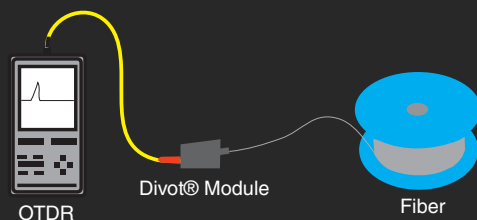
Features / Benefits

- Internal replaceable cartridge filled with optical coupling compound
- No dipping, messy applicators or external reservoirs to fill
- Quickly test fiber without terminating
- Accepts non-cleaved fiber
- Low insertion loss
- Repeatable and Reusable
- LiteLOCK® Technology

Divot® Bare Fiber Testing Device DVTK

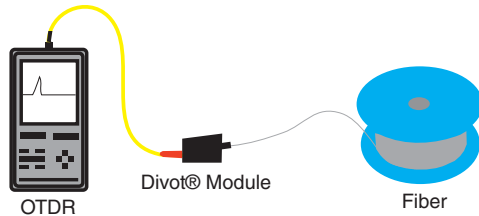
Spend your time testing, not connecting. Quickly connect test equipment to bare fiber. System utilizes replaceable index matching gel cartridges resulting in quick low loss and low reflectance connections to your OTDR or other test systems.

The Divot® is designed to quickly connect to unterminated fiber for testing, servicing or communication requirements. Connect the patch cable included with the system to your test equipment and insert bare fiber into the end of the Divot® module. Preparation of the bare fiber is easy. Simply strip and clean a few inches of fiber down to 125µm cladding. Cleave fiber leaving approximately 3/4" of bare fiber exposed. Insert the bare fiber into the Divot® module until it stops. The device will accept a non-cleaved fiber with a typical insertion loss of less than 0.8dB. Cleaved fiber will result in even lower insertion loss. Connections are suitable for many testing applications with results similar to a standard terminated piece of fiber.




How it works

The bare fiber when inserted into the Divot® Module, goes through a cartridge which is filled with an optical coupling compound. The compound is applied to the end of the fiber as it passes through the cartridge, then enters into a custom ferrule which has a small divot on the end. The divot creates a small cavity at the end of the ferrule which retains the optical coupling compound from the inserted bare fiber end. The bare fiber is then mated to a precisely aligned ferrule on the patch cable resulting in a quick, low loss connection suitable for most testing applications.



Replaceable Cartridges

The Divot® Module can be easily disassembled in order to replace the internal cartridge. Every insertion of bare fiber will use a small amount of coupling compound from the cartridge. A cartridge will typically yield a minimum of 500 insertions.



To replace a cartridge, simply disconnect the patch cable from the universal LiteLOCK® interface by rotating the dial to the left. Unscrew and remove the end cap on the module to expose the OCC (Optical Coupling Compound) Cartridge. Pull the cartridge out of the sleeve and replace with a new cartridge. Screw the end cap back onto the module. Insert the the connector with the red boot on the patch cable into the universal LiteLOCK® interface and rotate the dial to the right to secure.

Maintenance

The Divot® Module can be easily disassembled for cleaning or maintenance. Occasionally you may have to clean the ferrule on the patch cable and the ferrule in the Divot® Module. The Divot® ferrule assembly can be totally removed from the housing and cleaned or immersed in alcohol. If fiber happens to break off inside the ferrule assembly, clean-out wire is supplied to remove any debris. The patch cable connected to the Divot® Module should be cleaned periodically to maintain optimum performance. Over time, especially if inserting non-cleaved fiber, the patch cable mated to the Divot® module will wear and need to be replaced. Additional cables and cartridges are available as accessories.

DVTK Kit includes:

- Divot® Module
- Divot® Test Cable
- (6) OCC Cartridges with a combined typical yeild of 3000 insertions
- Divot® Module Desktop Mount/Holder
- 40 pc. Vial of Clean-out Wire
- Clean-out Wire Guide
- Carry Case



Specifications

Fiber type:	Singlemode 9/125µm, Multimode 62.5/125µm or Multimode 50/125µm OM2
Cable length:	1 meter
Connector styles:	FC, ST®, SC, FC/APC, SC/APC, LC, LC/APC
Number of insertions:	3000 min. (500 min. per cartridge, 6 cartridges included)
Insertion loss (Typ.):	< 0.5 dB (base on an cleaved fiber end, uncleaned < 0.8 dB)
Back Reflection (Typ.):	< 45 dB
Case Dimensions:	8" [L] x 6" [W] x 2.25" [H]
Operating temp.:	-10° C to +40° C

Ordering Information *Other combinations available

Single Cable

DVTK-S1	Divot® Bare Fiber Tester - FC Singlemode
DVTK-S2	Divot® Bare Fiber Tester - ST Singlemode
DVTK-S3	Divot® Bare Fiber Tester - SC Singlemode
DVTK-S4	Divot® Bare Fiber Tester - FC/APC Singlemode
DVTK-S5	Divot® Bare Fiber Tester - SC/APC Singlemode
DVTK-S7	Divot® Bare Fiber Tester - LC Singlemode
DVTK-SX	Divot® Bare Fiber Tester - LC/APC Singlemode
DVTK-M1	Divot® Bare Fiber Tester - FC Multimode 62.5/125
DVTK-M2	Divot® Bare Fiber Tester - ST Multimode 62.5/125
DVTK-M3	Divot® Bare Fiber Tester - SC Multimode 62.5/125
DVTK-B1	Divot® Bare Fiber Tester - FC Multimode 50/125 OM2
DVTK-B2	Divot® Bare Fiber Tester - ST Multimode 50/125 OM2
DVTK-B3	Divot® Bare Fiber Tester - SC Multimode 50/125 OM2

Two Cables

DVTK-SM1	Divot® Bare Fiber Tester - FC SM & MM 62.5
DVTK-SM2	Divot® Bare Fiber Tester - ST SM & MM 62.5
DVTK-SM3	Divot® Bare Fiber Tester - SC SM & MM 62.5
DVTK-SB1	Divot® Bare Fiber Tester - FC SM & MM 50/125 OM2
DVTK-SB2	Divot® Bare Fiber Tester - ST SM & MM 50/125 OM2
DVTK-SB3	Divot® Bare Fiber Tester - SC SM & MM 50/125 OM2

Three Cables

DVTK-SMB1	Divot® Bare Fiber Tester - FC SM, MM 62.5 & MM 50 OM2
DVTK-SMB2	Divot® Bare Fiber Tester - ST SM, MM 62.5 & MM 50 OM2
DVTK-SMB3	Divot® Bare Fiber Tester - SC SM, MM 62.5 & MM 50 OM2

Accessories

DVT-RC3	Divot® Replacement OCC Cartridge (Pack of 3)
DVT-RC12	Divot® Replacement OCC Cartridge (Pack of 12)

© 2017 Fiber Plus International. All rights reserved. Patents filed and pending. Divot is registered trademarks of Fiber Plus International. Fiber Plus Intl reserves the right to improve, enhance or modify the features and specifications of products without prior notification.



fiberplus international
Fiber Optic Connectivity Solutions

10 Buist Road, Ste 403, Milford, PA 18337
1.800.232.5487 or 570.296.8606 | www.fiberplus.com