




FLIR i40

NEW!

Thermal Imaging InfraRed Camera

High Resolution Visible Light Cameras with Fusion (PIP)



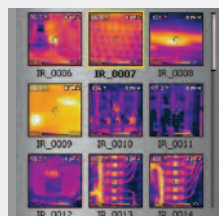
Fusion - Picture in Picture



Built-in Illuminator Lights



Field Replaceable Battery




Thumbnail Image Gallery



FLIR i40 Features

- *Latest Infrared Detector Technology*
- *Fusion Picture in Picture (PIP)*
- *Bright LED Lamps for Quality Visible Images*
- *Thermal Sensitivity of <math><0.1^{\circ}\text{C}</math> @ 25°C*
- **Sharp Image Resolution** — With 14,400 pixels (120 x 120)
- **Visible Light Digital Camera** — 0.6MP resolution with LED lamps provides sharp images regardless of lighting conditions
- **Fusion Picture in Picture (PIP)** — Displays thermal image super-imposed over a digital image
- **0.1°C Thermal Sensitivity** — Provides the resolution needed to find problems faster and easier
- **Wide Temperature Range** — Measures from -4 to 662°F (-20 to 350°C) targeting electrical and industrial applications
- **Thumbnail Image Gallery** — Allows quick search of stored images
- *Lightweight — Weighs only 1.3lbs*
- *Easy One-handed Operation*
- *3.5" LCD with Razor Sharp Resolution*
- *Convenient Thumbnail Image Gallery*
- **Radiometric JPEG Images** — Patented technology used to save images in standard JPEG format for easy e-mailing and analysis using QuickReport™ PC Software (included)
- **1GB microSD Card** — Stores more than 1000 Radiometric JPEG images
- **Li-Ion Rechargeable Battery** — Replaceable battery lasts for 5hrs of continuous use
- **Area (Min/Max) Mode** — Spot marker shows the Minimum or the Maximum Temperature reading within the selected area
- **Includes** — 1GB micro SD Card, miniSD adaptor, Li-Ion rechargeable battery, power supply, QuickReport™ software, USB cable, lens cap, hand strap, and heavy duty case



FLIR Picture-in-Picture Fusion

Allows for easier identification and interpretation of infrared images. This advanced technology enhances the value of an infrared image by allowing you to overlay it directly over the corresponding visible image. This functionality combines the benefits of both the infrared image and visual picture at the push of a button.



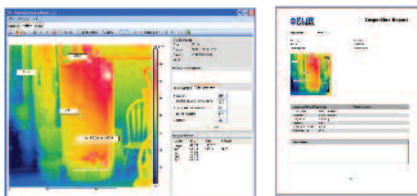
Easy-to-Use

One-handed operation simple Thumb-Press combo button is unsurpassed for quick and easy menu access and feature selection.



The Difference is Training

Get the most out of your FLIR IR camera investment with world-class instruction through the Infrared Training Center (ITC), the largest infrared applications training organization in the world. The ITC's Level 1 Infrared Thermography Training Course is geared to the new infrared camera user and focuses on its use for a variety of condition monitoring/predictive maintenance applications. Level 2 and Level 3 certificate courses for more advanced infrared training are also available. Courses are taught by certified instructors with extensive experience in a wide variety of infrared thermography and thermal imaging applications. ITC certifications are recognized by major professional organizations.




QuickReport™ PC software enables user to analyze Temperature of all thermal pixels of any FLIR Camera JPEG images




Tel: 1.800.464.6372
 CANADA: 1.800.613.0507
 www.goinfrared.com

Specifications subject to change without notice. Rev. 8/28/08-R1
 Copyright © 2008 Extech Instruments Corporation. All rights reserved including the right of reproduction in whole or in part in any form.


Applications




Motor: Bearing Problem



Motor: Internal Winding Problem



Electrical: Hot Fuses



Building: Heat Loss



FLIR i40 Specifications

Features	
Temperature range	-4°F to 662°F (-20°C to 350°C)
Temperature accuracy	±2°C or ±2% of reading
Image Storage	>1000 Images (1GB micro SD memory card)
Emissivity	0.1 to 1.0 (adjustable); Emissivity Table
Imaging Performance / Image Presentation	
Field of view/min focus distance	25° X 25°/0.10m (3.9")
Thermal sensitivity (N.E.T.D)	<0.1°C at 25°C
Detector Type	Focal plane array (FPA) uncooled microbolometer; 14,400 pixels (120 X 120)
Spectral range	7.5 to 13µm
Display	3.5" color LCD
Video output	MPEG-4 via USB
Image Modes	Thermal, Visual, Fusion
Fusion Picture in Picture (PIP)	Fixed
Visible Light Camera Resolution	0.6 Megapixels
Image Controls	Palettes (Iron, Rainbow, and Black/White), level, span, auto adjust (continuous/manual)
Focus	Manual
Set-up controls	Date/time, info, LCD intensity, power down, and 21 languages
Spot (center) Measurement mode	Yes
Area (min/max) Measurement mode	Yes
Battery Type/operating time	Li-Ion/ 5 hours, Display shows battery status
Dimensions/Weight	9.3x3.2x6.9" (235x81x175mm)/<1.32lbs (600g), including battery

Ordering Information

Part Number	Product Description
FLIR i40	Thermal Imaging InfraRed Camera
ACCESSORIES	
1196398	Li-Ion Rechargeable Battery
1910399	AC Adapter Charger (110-240V, U.S. Plug)
1910490	Cigarette Lighter Adapter Kit, 12VDC (1.2m cable)
1196474	2-Bay Battery Charger including Power Supply (U.S. plug)
1122000	Camera Pouch Case
CERTIFICATION TRAINING	
3300149	ITC Level 1 Certification Training per attendee

