

New Product

FSM-40PM

Polarization Maintaining Fiber Splicer

FSM-40F

High Tensile Strength Splicer

Optical Fiber Fusion Splicer for factory use



FSM-40PM



FSM-40F

Two new models for factory-use are introduced here!

Fujikura FSM-40F&40PM provide DWDM industries with further solution to:

- dissimilar fiber splicing**
- short cleaved length capability**
- high tensile strength**
- PMF splicing etc.**

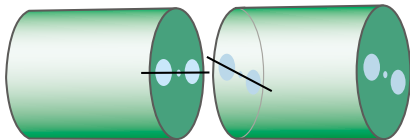
Key Features

Fast "50 sec" splice time with PANDA fiber. (40PM)

It takes only 50 seconds*1 from fiber loading process to cross talk estimation when splicing PANDA fiber.

(*1 : Typical splice time)

50 sec

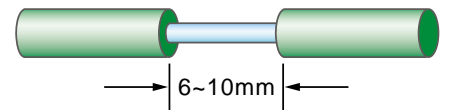


Cross talk estimate function. (40PM)

Cross talk of PM fiber is estimated by profile observation.

High tensile strength & Short cleave length splicing capability. (40F,40PM)

This model is capable of high tensile strength splicing of typical 2.5Gpa(30N) with short cleaved length by clamping the fiber coating.

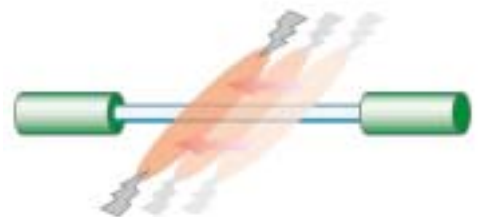


Fiber holder system (40F,40PM)

This system makes fiber handling easy so as to minimize the skill dependency and to make splicing performance stable.

Fiber sweep motion for various kind of dissimilar fiber splicing. (40F,40PM)

The fibers sweep during arc discharge. This function contributes to dissimilar fiber splicing with large MFD mismatch by heating wide area of the fiber.



Low profile design (40F,40PM)

The working stage is only 88mm high from the bottom!!!This design is especially for desktop use.

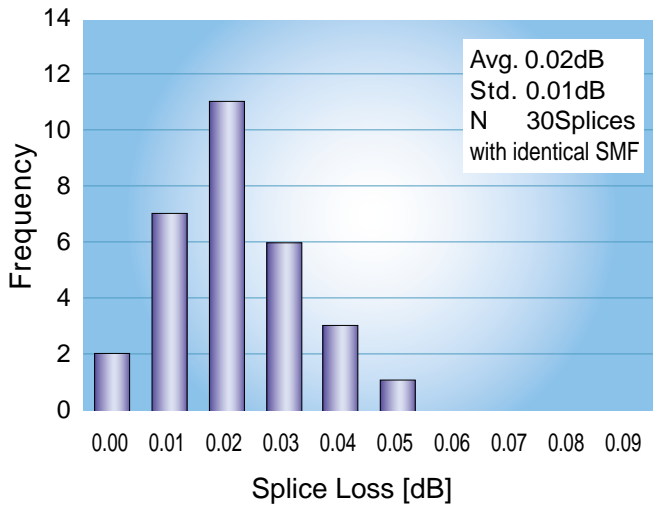
PC communication (40F,40PM)

RS-232C cable connects your PC with 40F/40PM. To manage the splicing job, memorized splicing result can be downloaded, and parameters can be modified from PC.

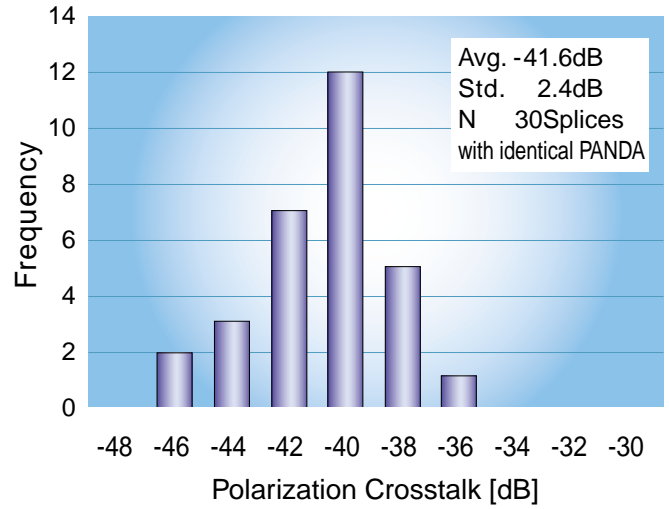


Performance

Splice Loss



Polarization Crosstalk



Specifications

Specifications	40PM	40F
Applicable fibers	SM (Singlemode), MM (Multimode) DS (Dispersion shifted) NZ-DS (Non-zero dispersion shifted) CS (Cut-off shifted), ED (Er doped) PANDA, Tiger fibers, Bow tie	SM (Singlemode), MM (Multimode) DS (Dispersion shifted) NZ-DS (Non-zero dispersion shifted) CS (Cut-off shifted), ED (Er doped)
Actual average splice loss	0.02dB with SM (ITU-T G652) 0.01dB with MM (ITU-T G651) 0.04dB with DS (ITU-T G653) 0.06dB with PANDA 0.06dB with 3M Tiger 0.06dB with Bow tie	0.02dB with SM (ITU-T G652) 0.01dB with MM (ITU-T G651) 0.04dB with DS (ITU-T G653)
Average cross talk	>-40dB with PANDA	
Average tensile strength with coating clamping	Typical 2.5Gpa (30N)	←
Fiber diameter	80-250µm (Standard : 125µm)	←
Coating diameter	100-1000µm (Standard : 250µm,400µm) #note1	100-1000µm (Standard : 250µm) #note1
Fiber cleaved length	8-10mm (Standard) 3-5mm (High Tensile Strength)	←
Splice program	40 modes and reference data	←
Applicable protection sleeve length	60mm, 40mm and a series of micro sleeves	←
Heater program	10 modes and reference data	
Storage of splice result	The last 1,200 results to be stored in the internal memory	←
Viewing method	CCD camera and 5" TFT color LCD monitor	←
Power supply	Auto voltage selection from 100 to 240Va.c. with ADC-10	←
Dimensions	311W x 218D x 133H (mm)	311W x 218D x 127H (mm)
Weight	6.1kg	5.5kg
Environment requirement	Operation : 0-40 degreeC, 0-95%RH (non dew) Storage : -40-80 degreeC, non dew	←

#note 1 : Applicable coating diameter depends on the material of coating.



Standard Items

No.	Description	Model	40PM	40F
	Arc Fusion Splicer	FSM-40PM / 40F	✓	✓
	Carrying Case	CC-05-40PM / 40F	✓	✓
	Fiber Holder 250(&400)μm	FH-40-250	✓	✓
		FH-40-400	✓	
		CLAMP-40PM-	✓	
	Fiber Clamp	125/250/400		
	125&250(&400)μm	CLAMP-40F-		✓
		125/250		
	AC Adapter	ADC-10	✓	✓
	AC Power Cord	ACC-08 ~ -12	✓	✓
	Spare Electrode	ELCT1-25	✓	✓
	Hexagonal Wrench	HEX-01	✓	✓
	Instruction Manual		✓	✓

Optional Items

No.	Description	Model	40PM	40F
		CT-04B-S8	✓	✓
	Fiber Cleaver	CT-03HT-06	✓	✓
		CT-04B	✓	✓
	Cleaver Spacer	SPA-40-CLV040 / 050	✓	✓
	Jacket Stripper	JS-02-900	✓	✓
	JS Spacer	SPA-40-JS030	✓	✓
	Hot Jacket Stripper	HJS-02	✓	✓
	HJS Spacer	SPA-40-HJS030	✓	✓
	AC Adapter for HJS-02	ADC-09	✓	✓
	High Tensile Jacket Stripper	HTS-12	✓	✓
	External Controller	CO-01	✓	✓
	Ultrasonic Cleaner #	VS-20	✓	✓
	Fiber Holder Hanger #	VS-20FH2	✓	✓
		FP-03/03M/03(L=40)		
	Fiber protection sleeve	FPS01-250-	✓	✓
		10/15/20/25/34		
		FPS01-900-25/34		

: Not delivered to EU countries.

Specifications and descriptions are subject to change without prior notice.

Fujikura Ltd.

Fujikura Europe Ltd.

Alcoa Fujikura Ltd. Telecommunications Division

Fujikura Asia Ltd.

1-5-1, Kiba, Koto-ku, Tokyo 135-8512, Japan
Phone : +81(3)5606-1164 Fax : +81(3)5606-1534 <http://www.fujikura.co.jp>

C51 Barwell Business Park, Leatherhead Road, Chessington, Surrey KT9 2NY, UK
Phone : +44(181)240-2000 Fax : +44(181)240-2010 <http://www.fujikura.co.uk>

150, Ridgeview Circle, Duncan, SC29334, USA
Phone : 1-800-AFL-FIBER Fax : 864-433-5353 <http://www.afl-link.com>

460 Alexandra Road #22-02 PSA Bldg., Singapore 119963
Tel : +65 278-8955 Fax : +65 273-7705 <http://www.fujikura.com.sg>