



## LANTEK<sup>®</sup> 6 and 7 LAN Cable Testers

- LANTEK 7 tests and certifies cabling installations up to 750 MHz, exceeding Category 7/ISO F draft specifications
- LANTEK 6 tests and certifies cabling installations up to 350 MHz, exceeding Category 6/ISO E draft specifications
- Advanced Fiber accessory, FIBERTEK, measures loss, delay, and length and provides tracing feature to locate events along a fiber run



LANTEK 6 is fully upgradeable to LANTEK 7 protecting your investment.



**LANTEK 7** from IDEAL is the first cable tester fully compliant with the emerging Category 7/ISO F standards, certifying installations up to 750 MHz. As the Category 6/ISO E standards move towards ratification, higher performance cabling systems are already being installed. Certifying these higher performance systems has required a combination of cable testers and network analyzers. Now you can certify these systems up to 750 MHz with LANTEK 7, simplifying the task while reducing costs.

**LANTEK 6** is a fully compliant Category 6/ISO E cable tester with a frequency range up to 350 MHz. Sharing the same productivity enhancing features as LANTEK 7 including an advanced user interface, USB port for faster upload of stored tests, compact flash removable storage option, a built-in TDR ready for copper or fiber, and ultra-fast test times, LANTEK 6 will get you through your Category 6/ISO E certification jobs faster than ever.

**LANTEK 6** is fully upgradeable to LANTEK 7 providing you with the most flexibility in meeting your evolving certification needs.

## Performance and Accuracy

LANTEK 7 has a noise floor of <math><-90\text{ dB}</math>, a dynamic range of over <math>>90\text{ dB}</math>, and surpasses Level III accuracy. LANTEK 7 can perform a full Category 7 or ISO F autotest in about 35 seconds. This means you can test cable up to 750 MHz quickly and with full confidence in the testing results.

LANTEK 6 also surpasses Level III accuracy. LANTEK 6 can perform a full Category 6 or ISO E autotest in less than 25 seconds. This means that you get ultra-fast test results and only have to re-terminate and re-test when absolutely necessary.

## Comprehensive Testing Capabilities

With an advanced fiber accessory, FIBERTEK, the LANTEK 6 & 7 provides a comprehensive product line for testing copper and fiber. All applicable copper and fiber standards, both ratified and in draft form, are supported including:

- Category 5, 5e, 6, and 7 (copper)
- ISO D, E, and F (copper)
- TIA 568A, 568B.3 (fiber)
- ISO 11801 (fiber)

In addition, FIBERTEK has an advanced feature called TRACETEK, which traces and locates events along a fiber with a magnitude as small as 0.3 dB. This allows you to perform some of your work without the need for a more expensive OTDR.

## Enhanced Ergonomics

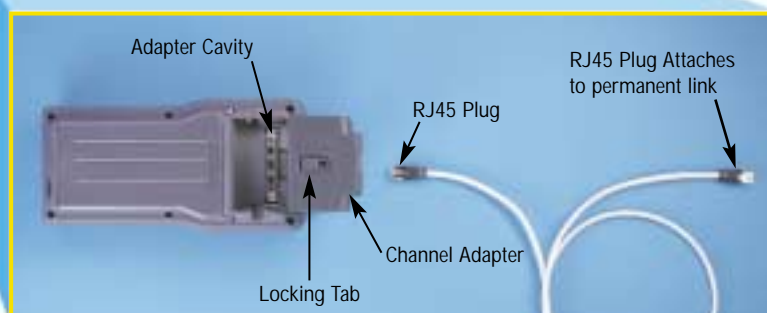
LANTEK 6 and 7 have been designed to be rugged as well as easy to use. Both include a backlit, quarter VGA color screen on the display unit for maximum readability. A two-line black and white screen is included on the remote unit. The combination of an advanced user interface and functions on the keypad redefine ease of use. Over-molded edges provide maximum protection in rugged environments and provide an excellent surface to grip. The kickstand and hanging strap provides an easy way to position the tester in a wiring closet.

## Unique Adapter Scheme Reduces Cost of Ownership

A unique adapter design allows for inexpensive replacement of worn out RJ-45 plugs, keeping the lifetime costs associated with the tester to a minimum. IDEAL provides the most comprehensive set of vendor specific Category 6/ISO E permanent link adapters in the industry.

IDEAL is also the first tester vendor to provide a wide variety of vendor specific Category 7/ISO F adapters with testing up to 750 MHz.

We are committed to rapid introduction of new adapters as they become available from the various vendors, providing you with the maximum opportunity to compete for new business.



# LANTEK 6 and 7 Increases Productivity

## Productivity

LANTEK 6 and 7 have many productivity enhancing features.

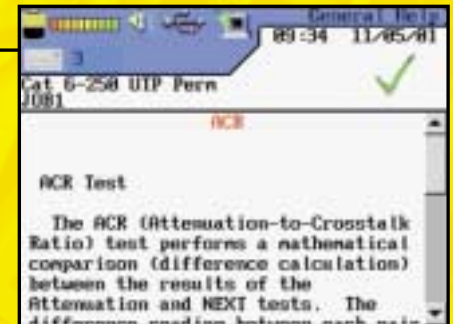
An advanced user interface includes:

- Context sensitive help to assist you in navigating the menus
- Full Category 6/ISO E tests with graphs are executed in under 25 seconds allowing you to move through your job quickly, full Category 7 test in about 35 seconds
- The near end unit contains a quarter VGA full color, backlit VGA display allowing for easy interpretation of results
- The far end unit contains a two-line black and white LCD display to enhance communication between installers
- The far end can initiate an autotest saving time for a one man operation
- A USB port has been added to allow for very fast upload of stored tests when connected to a PC
- A PCMCIA slot is included to accept compact flash memory cards. This allows stored tests to be transported back to the main office while keeping the tester in the field
- A full duplex talkset is included to enhance communications between installers and works over fiber as well as copper
- An integrated toner is included to help trace cable runs



## Troubleshooting

LANTEK 6 and 7 contain an advanced TDR that is ready for both fiber and copper. The TDR capability is especially useful for re-certification of cables or for troubleshooting after problems have been reported. The TDR capability for copper graphs impedance versus distance along the length of the cable and provides a continuous reading of the link allowing you to make modifications and view the results immediately. For fiber, the TDR is capable of measuring optical return loss and tracing events, such as splices or breaks, along the length of the fiber. Copper and fiber TDR results are stored and can be uploaded for later viewing on your PC.



## Flexibility

Along with the serial and USB ports, the LANTEK 6 and 7 provides a full function PCMCIA slot. The serial and USB ports can be used to upload tests to a PC and download new firmware. The PCMCIA slot is used as the interface to compact flash cards for test storage. This feature allows for virtually unlimited test storage, including graphs.

The PCMCIA slot also allows for future connectivity options and applications. For instance remote connectivity over a modem, wireline or wireless, can be achieved allowing for enhanced technical support capabilities.



# Comprehensive Testing Capabilities

## IDEAL INDUSTRIES

### About IDEAL INDUSTRIES, INC.

IDEAL INDUSTRIES, INC. is one of the world's largest manufacturers and suppliers of quality tools and test products supplies for the electrical and data communications markets. Since 1916 the company has built a solid reputation as an engineer of innovative and trustworthy products. IDEAL offers more than 6,000 proven, predictable items to professionals across the electrical, construction, maintenance, data communications, telecommunications, cabling and original manufacturing industries. The company's divisions include Electrical, DataComm, Wire Processing and OEM Connection Systems.

IDEAL is a privately held corporation headquartered outside Chicago in Sycamore, Illinois with additional manufacturing and distribution facilities across the U.S. and in Ontario, and international sales facilities in Europe and Australia.

Additional information about the company is available by calling **(800) 435-0705** or at [www.idealindustries.com](http://www.idealindustries.com).

### Quality and Service the Ultimate Commitment

IDEAL is known in the industry as providing very high quality testing equipment and tools and is an ISO 9001 supplier. LANTEK 6 and 7 have been manufactured and tested under a very strict quality environment. This ensures your tester will get you through your job and on to the next without experiencing lost productivity.





## Fiber Testing:

The fiber accessory for both LANTEK 6 and 7 is the most advanced in the industry. IDEAL uses laser sources for all wavelengths enabling certification of Gigabit Ethernet applications over fiber. The following capabilities are provided over 850 and 1300 nm Multimode and 1310 and 1550 Singlemode fiber:

- Length measurement
- Propagation delay measurement
- Bi-directional testing
- Test one or two fibers
- Talkset

Autotests are included for those network types where length is critical including Gigabit Ethernet (1000 Base LX and 1000 Base SX).

An advanced troubleshooting option is also available providing:

- Optical return loss
- Fiber tracing showing events such as splices
- Trace results can be stored and uploaded for later viewing on your PC

This advanced option allows users to certify fiber runs without the need for much more expensive OTDRs in jobs where more than loss measurements are required. This creates more job opportunities for you.

## Reporting Software:

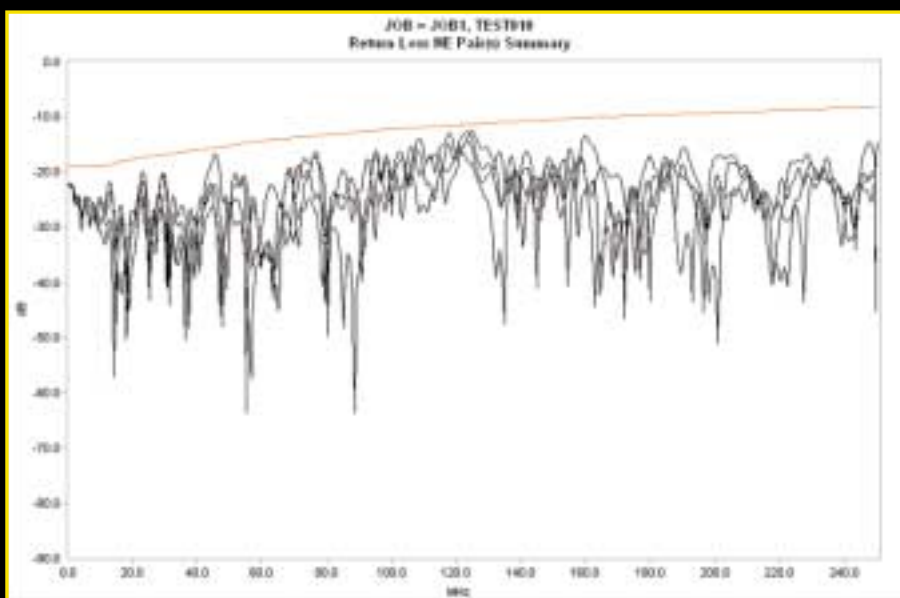
LANTEK Reporter is provided free of charge with each unit. LANTEK Reporter uploads stored tests from the unit or from compact flash and allows reports to be customized for your clients. This package allows for full graphical display and printing of reports when required and can be customized to print one graph or multiple graphs per page. Standard reports include:

- Brief – one line per test
- Summary – one page per test including graphs
- Detailed – includes detailed results for all tests and can be several pages per test

Tests can be organized into separate files, called Jobs. This feature allows you to keep your jobs separate and is also valuable for archiving purposes. LANTEK Reporter results can be exported into text or comma separated value (CSV) files for customization.



- *Fiber adapters fit into case*
- *No bulky adapters extend from unit*
- *Accurate and repeatable measurements*





## Standard Equipment

LANTEK 6 and 7 come standard with all the items necessary to certify your job and create certification reports. Basic configurations include:

	LANTEK 6	LANTEK 7
Soft Carry Case	✓	✓
Display unit with battery	✓	✓
Remote unit with battery	✓	✓
LANTEK Reporter Software	✓	✓
Serial and USB cables	✓	✓
Two AC wall adapters	✓	✓
Two talksets	✓	✓
User manual	✓	✓
Quick Start Guide	✓	✓
Registration Card	✓	✓
<b>Included are the following adapters and Patch cords:</b>		
Two Category 7 channel adapters		✓
Two Category 7 Reference Patch cords		✓
Two Category 7 to Category 6 Reference Patch cords		✓
Two Category 6 channel adapters	✓	
Two Category 6 Reference Patch cords	✓	

Field calibration does not require a special adapter. It is accomplished through connecting the patch cords between the channel adapters for both models and following the instructions in the manual or from the graphical user interface.

## Accessories

<b>FIBERTEKMMB Basic MM Kit</b>	<b>LANTEK 6 and 7 Accessories</b>
1 850 and 1300 nm Laser Test Adapters	Set Coax Adapters
2 ST Launch Cables (2 Duplex)	Battery Pack
3 ST Mating Sleeves (6)	North American Offline Battery Charger
	European Offline Battery Charger
	United Kingdom Offline Battery Charger
<b>FIBERTEKMMP Premiere Multimode Kit</b>	LANTEK PCMCIA Flash Adapter
The Basic MM Kit with:	32 MB Flash Memory Card
1 TRACETEK Module	USB Flash Reader for PC
2 TRACETEK Long Launch Cable	LANTEK Hard Carrying Case
3 TRACETEK 50-50 Splitter	LANTEK Soft Carrying Case
	FIBERTEK Carrying Case
<b>FIBERTEKSMB Basic SM Kit</b>	Two Talksets
1 1300 and 1550 nm Laser Test Adapters	Set Category 7 Channel Adapters
2 FC Launch Cables (4 Simplex)	Set Category 6 Channel Adapters
3 FC Mating Sleeves (6)	Set Cat 7-to-Cat 7 Patchcords
	Set Cat 7-to-Cat 6 Patchcords
<b>FIBERTEKSMP Premiere Singlemode Kit</b>	Set Cat 6-to-Cat 6 Patchcords
The Basic SM Kit with:	USB Cable
1 TRACETEK Module	Serial Cable
2 TRACETEK Long Launch Cable	
3 TRACETEK 50-50 Splitter	
	<i>For Accessories, Contact IDEAL INDUSTRIES</i>

## Summary

Whether you are just getting into the business or a seasoned veteran, IDEAL has a LAN cable tester for you. LANTEK 6 and 7 are the most advanced testers in the industry. Creating new job opportunities through testing up to 750 MHz and advanced fiber testing capabilities, or getting you through your jobs quicker, IDEAL has the product for you.

LANTEK 6 and 7 also come in premium packages. These packages are designed to protect your instrument and to increase your productivity by keeping your unit in the field. The basic packages outlined to the left are enhanced by the following:

- The soft shell carry case is replaced by the hard shell carry case
- 32MB of compact flash
- PCMCIA adapter for compact flash
- USB port compact flash reader for the PC
- Off-line battery charger

### IDEAL INDUSTRIES, INC.

9145 Balboa Av., San Diego, CA 92123 U.S.A.  
Tel: (858) 279-2955  
Fax: (858) 278-5141

Becker Place, Sycamore, IL 60178 U.S.A.  
Toll-Free: (800) 435-0705 in U.S.A.  
Becker Place: (815) 895-5181

Ajax, Ontario, L1S 2E1, Canada.  
Toll-Free: (800) 527-9105 in Canada.  
Canada: (905) 683-3400

IDEAL INDUSTRIES (UK) LTD.  
Warrington, Cheshire WA5 7TN, England.  
Tel: +44-1925-444446

IDEAL INDUSTRIES GmbH.  
Gutenbergstrasse 10, 85737 Ismaning, Germany.  
Tel: +49-89-99686-0

[www.idealindustries.com](http://www.idealindustries.com)