JDSU 8126 VSRe Specs
Provided by www.AAATesters.com

MTS/T-BERD® Platforms

Very Short Range (VSRe) OTDR Module

Key Features

- **Dedicated fault location and troubleshooting for access/FTTx networks**
- **Simple one-button operation that provides complete OTDR**

Applications

Suitable for any test requirements

- Short haul fiber link construction and maintenance
- FTTx feeder fiber characterization
- FTTx Drop cable verification and continuity check
- Metro network fiber link construction and maintenance

MTS/T-BERD 8000

MTS/T-BERD 6000

JDSU's new Very Short Range (VSRe) OTDR module for the MTS/T-BERD 8000 and MTS/T-BERD 6000 product platforms provides the needed performance with maximum efficiency for any access/FTTx/Metro network test application.

In today's telecommunications market, OTDR test solutions must be cost-effective, easy-to-operate and flexible for optimum use in all testing conditions. The VSRe OTDR module meets these challenges for both present and future needs.

The MTS/T-BERD product line has built a solid worldwide reputation based on cutting-edge design and performance. Compatibility with thousands of field-proven units deployed worldwide by every major telecommunications network operator enables easy migration to new network technologies while continuing to reduce expenses.

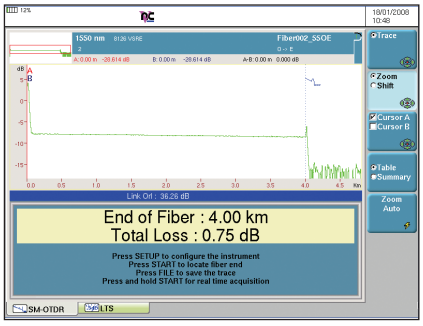

Precise Fault location

Fast and Precise Fault Location

With its advanced and proprietary software, the VSRe OTDR module enables any operator, with one key press, to pinpoint any network fault in a fraction of seconds. Its 4 cm resolution and up to 128,000 acquisition points enables the unit to provide the most accurate distance on the market.

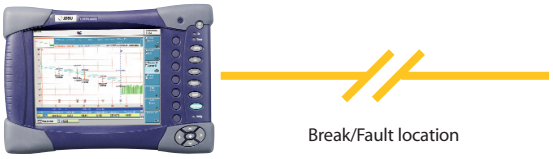

- Fast detection
- Precise fault location
- One button automation
- No specific settings required
- Distance, loss and ORL measurements

Trace and table displayed simultaneously

Ideal for Construction and Maintenance

During the construction or repair of an FTTx network, the VSRe OTDR module provides all relevant information required for fiber qualification. The trace and table are displayed simultaneously, with direct access to cursors and zoom. It also features:

- Fully automatic or manual modes
- Templates for multi fiber acquisitions
- Automatic, semi-automatic or manual measurements
- Multitrace display for trace comparison
- Auto filenaming and auto storage with comprehensive cable and fiber Identification.

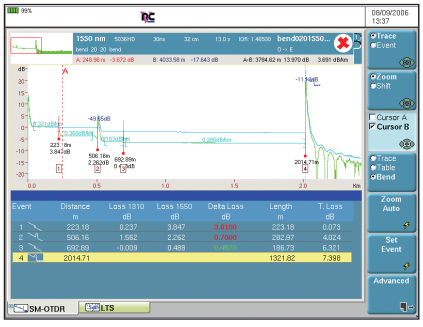

Macrobending detection

Macrobend Detection

With its dual-wavelength capability, the VSRe module allows technicians to use the Macrobend detection function available with the T-BERD/MTS-6000 and T-BERD/MTS-8000 platforms.

Typical specifications at 25°C

Optical interfaces

Applicable fiber	SMF 9/125 µm
Interchangeable optical connectors	FC, SC, DIN, ST, LC

Physical

Weight	600g (1.1lbs)
Size	213 x 124 x 32 mm (8.38 x 4.88 x 1.26 in)

OTDR Optical performance

Central wavelength[1]	1310/1550 nm ±20 nm
Laser safety class (21 CFR)	Class 1M
Pulsewidth	10 ns to 10µs ns
Distance range	Up to 200 km
RMS Dynamic Range[2]	32dB / 30dB
Event dead zone[3]	2m
Attenuation dead zone[4]	8m

(1) Laser at 25°C and measured at 10 µs. Other wavelengths are available.
(2) The one-way difference between the extrapolated backscattering level at the start of the fiber and the RMS noise level, after 3 minutes averaging.
(3) Measured at ±1.5 dB down from the peak of an unsaturated reflective event.
(4) Measured at ± 0.5 dB from the linear regression using a FC/PC type reflectance.

Technical characteristics

Distance units	Kilometers, feet, and miles
Group index range	1.30000 to 1.70000 in 0.00001 steps
Number of data points	Up to 128,000 data points
Distance measurement	Automatic or dual cursor
Display span	2.6 m to 200 km
Cursor resolution	1 cm
Sampling resolution	4 cm
Accuracy	±1 m ±sampling resolution ±1.10-5 x distance (Excluding group index uncertainties)

Attenuation measurement

Automatic, manual, 2-point, 5-point, and LSA

Display span	1.25 dB to 55 dB
Display resolution	0.001 dB
Cursor resolution	0.001 dB
Linearity	±0.03 dB/dB
Threshold	0.01 to 5.99 dB in 0.01 dB steps

Reflectance/ORL measurements

Automatic or manual

Uncertainty	+/-2dB
Display resolution	0.01 dB
Threshold	-11 dB to -99 dB in 1 dB steps

Storage

	Bellcore/Telcordia compatible Version1.1 and Version 2.0

Ordering information

OTDR Module

Very Short Range 1310/1550nm OTDR plug-in	E8126VSRE
Continuous Source option	E810TDRLS

Universal optical connectors

Straight connectors	EUNIPCFC, EUNIPCSC, EUNIPCST, EUNIPCDIN, EUNIPCLC
8° angled connectors	EUNIAPCFC, EUNIAPCSC, EUNIAPCST, EUNIAPCDIN, EUNIAPCLC

For more information on the MTS/T-BERD 6000 and 8000 test platforms, test modules, adapters, cables, and fiber optic couplers, refer to the separate datasheets and brochures.

All statements, technical information and recommendations related to the products herein are based upon information believed to be reliable or accurate. However, the accuracy or completeness thereof is not guaranteed, and no responsibility is assumed for any inaccuracies. The user assumes all risks and liability whatsoever in connection with the use of a product or its application. JDSU reserves the right to change at any time without notice the design, specifications, function, fit or form of its products described herein, including withdrawal at any time of a product offered for sale herein. JDSU makes no representations that the products herein are free from any intellectual property claims of others. Please contact JDSU for more information. JDSU and the JDSU logo are trademarks of JDS Uniphase Corporation. Other trademarks are the property of their respective holders. ©2007 JDS Uniphase Corporation. All rights reserved. 30149274 000 1207 VSREMODULE.DS.FOP.TM.AE

Test & Measurement Regional Sales

NORTH AMERICA
TOLL FREE: 1 866 228 3762
FAX: +1 301 353 9216

LATIN AMERICA
TEL: +55 11 5503 3800
FAX: +55 11 5505 1598

ASIA PACIFIC
TEL: +852 2892 0990
FAX: +852 2892 0770

EMEA
TEL: +49 7121 86 2222
FAX: +49 7121 86 1222

WEBSITE:
www.jdsu.com/test