

**TRUST IS THE KEY TO ANY  
GOOD RELATIONSHIP.**

**JUST ASK ANYBODY WHO OWNS MODIS.™**



There's a reason so many top diagnostic techs choose MODIS. This multifunction tool includes our trademark Snap-on Scanner,™ combined with scope-based component testing, and a graphing digital ohm/volt meter. So you can pretty much count on it being the go-to-tool to get the job done. With the benefit of Snap-on's experience-based Troubleshooter and Fast-Track® component test information, you never work alone when you have MODIS in your hands. Plus, expandability means you are always up to date. With MODIS, you get results you can trust and answers you can trust. That means your customers will keep coming back to the technician they trust—you.



# THIS IS HOW THE GUY WHO HAS ALL THE ANSWERS GOT ALL THE ANSWERS.



In an industry where things are always changing, you need access to the most trusted database of automotive repair information available—ShopKey.® As a completely online program, you are always up to date on the latest vehicle coverage, late-breaking TSBs and the best wiring



*Fast word search inside TSBs, schematics, repair articles and user tips.*

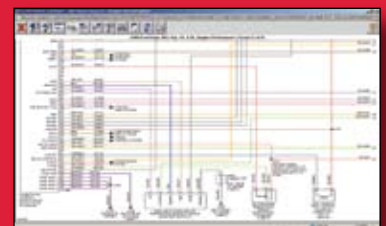
diagrams in the business. Plus, the latest OEM information and enhancements are automatically added every month.

ShopKey is loaded with features that make your job easier. Its ShopKey Live™

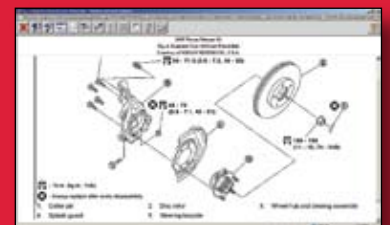
feature lets technicians edit and share enhanced OEM service information with each other, so you can take advantage of the latest time saving tips from top techs. Easily search repair article content

for all the precise information you will ever need with the Google™ Search feature. Browse easy to follow, full-color wiring diagrams for vehicles dating back to 1985. These industry leading diagrams are well known for retaining their clarity when zooming, and conveniently hotlink to relevant repair articles.

ShopKey's clear graphic format is easy for everyone in the shop. Simply select a year, make and model, and one click takes you straight to vehicle repair, estimator with industry-standard parts and labor, TSBs or maintenance schedules.








*Full-color OEM wiring diagrams simplify even the most difficult procedures.*



*Become an instant expert on millions of different repairs.*

# DIAGNOSTIC TOOLS QUICK REFERENCE GUIDE

ETHOS®	SOLUS PRO™	VANTAGE PRO™	MODIS™	VERUS®	
					
<input type="checkbox"/>	<input type="checkbox"/>		<input type="checkbox"/>	<input type="checkbox"/>	VIN-specific scanner coverage
<input type="checkbox"/>	<input type="checkbox"/>		<input type="checkbox"/>	<input type="checkbox"/>	Reads and clears codes and data
	<input type="checkbox"/>		<input type="checkbox"/>	<input type="checkbox"/>	Functional tests/Bidirectional controls
	<input type="checkbox"/>		<input type="checkbox"/>	<input type="checkbox"/>	Relearns and adaptations
		<input type="checkbox"/>			2-Channel high speed oscilloscope
			<input type="checkbox"/>	<input type="checkbox"/>	4-Channel high speed oscilloscope
		<input type="checkbox"/>	<input type="checkbox"/>	<input type="checkbox"/>	Digital/Graphing Volt/Ohm meter
	<input type="checkbox"/>	<input type="checkbox"/>	<input type="checkbox"/>	<input type="checkbox"/>	Full-color display
<input type="checkbox"/>					Bilingual (English/Spanish)
				<input type="checkbox"/>	High capacity internal hard drive
<input type="checkbox"/>	<input type="checkbox"/>	<input type="checkbox"/>	<input type="checkbox"/>	<input type="checkbox"/>	Removable flash drive storage port
				<input type="checkbox"/>	Wi-Fi enabled & Internet browser
	<input type="checkbox"/>	<input type="checkbox"/>	<input type="checkbox"/>	<input type="checkbox"/>	Rechargeable battery
	<input type="checkbox"/>	<input type="checkbox"/>	<input type="checkbox"/>		Windows® CE
				<input type="checkbox"/>	Windows® XP
	<input type="checkbox"/>		<input type="checkbox"/>	<input type="checkbox"/>	Fast-Track® Troubleshooter
		<input type="checkbox"/>	<input type="checkbox"/>	<input type="checkbox"/>	Fast-Track® component tests (US, Asian, European)
<input type="checkbox"/>	<input type="checkbox"/>		<input type="checkbox"/>	<input type="checkbox"/>	1980-current US OEM-level scanner coverage
<input type="checkbox"/>	<input type="checkbox"/>		<input type="checkbox"/>	<input type="checkbox"/>	1983-current Asian OEM-level scanner coverage
<input type="checkbox"/>	<input type="checkbox"/>		<input type="checkbox"/>	<input type="checkbox"/>	Optional European OEM-level scanner coverage
4	4		8	16	Simultaneous live scan data graphs
<input type="checkbox"/>	<input type="checkbox"/>	<input type="checkbox"/>	<input type="checkbox"/>	<input type="checkbox"/>	Programmable Function Key
				<input type="checkbox"/>	Touchscreen