



CUSTOMER CARE SUPPORT

When you choose a Snap-on® diagnostic tool, you gain a long-term partner. Experienced Snap-on Customer Care Representatives are available to support you on our *Customer Care Hotline* at **800-424-7226**. Se habla español.



WHO SAYS **COMPLEX DIAGNOSTICS** NEED TO BE COMPLEX?

To learn more, talk to your Snap-on representative
or visit diagnostics.snapon.com/solusultra



THE NEW SOLUS ULTRA™ MAKES PROBLEMS THIS **OBVIOUS.**

You're the type that can fix anything. So don't let a tough diagnosis stand between you and the repair. SOLUS Ultra brings together a full range of scan tool functions, without any baggage to slow you down. No personality keys. No long boot ups. Combine that with OEM-specific coverage (without the added expense of factory tools), and you have productivity and simplicity working together in perfect harmony.



65%
LARGER SCREEN.

100%
TOUCH CONTROLLED.

The new 7" full-color touchscreen not only gives you more space, but also makes your workspace work for you. We reinvented the interface, with simple icon-based navigation so you can move smoothly from one vehicle to the next. Create custom data lists with a tap of your finger. Record and play back results effortlessly. We even added a unique cause and effect function that lets you run bi-directional controls while viewing live data. The power to do it all is in your hands and it's so easy, you'll barely have to lift a finger.



7" display



Touchscreen interface



MORE

PORTABLE.

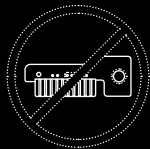
MORE

POWERFUL.

While the screen got bigger, the tool itself got smaller. And smarter. The new compact lithium-ion battery charges automatically through the data cable when connected to a vehicle. One simple, keyless universal connector now covers all OBD-II applications and we even upgraded to a faster, dedicated operating system. The same proven and reliable technology used in medical devices and military applications. SOLUS Ultra is proof that good things really do come in small packages.



Charges from the vehicle



Keyless adapter

MISFIRE
ON #5



FIND PROBLEMS

FASTER.


DELIVER SOLUTIONS

QUICKER.

With SOLUS Ultra, not only are you up and running in about 10 seconds, you're instantly tapped into some of the best diagnostic coverage in the business. Get OEM-specific coverage for over 40 makes (European coverage optional), interactive functions from adaptations and relearns as well as functional tests with on-screen live data. Plus, Fast-Track® Troubleshooter gives you real help from real techs with millions of experienced-based tips and time savers. With SOLUS Ultra in your hands, you always have the answer.



10-second boot up

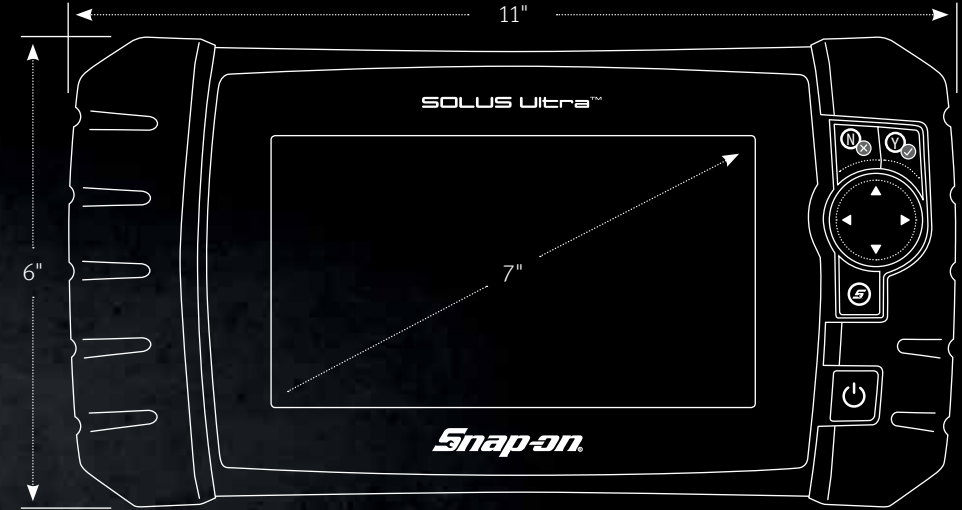


Coverage for over 40 makes



FEATURES

- Large 7" backlit color display is easy to read in light or dark conditions
- Intuitive touchscreen navigation
- Fast 10-second boot up
- Unique steady-charge lithium-ion battery system charges automatically from vehicle
- Detailed trouble code definitions, live data, functional tests, relearns and adaptations
- Custom data lists, freeze frame, PID sorting, pause, zoom, PID trigger, snapshot and cursor functions
- USB port for PC connectivity; save, print and share using Shopstream Connect™ software
- Record all available live data parameters and graph any four on screen at once
- High-capacity microSD™ card contains the diagnostic software and stores your data files
- Exclusive Fast-Track® Troubleshooter includes vehicle-specific code tips, symptom tips, test procedures and timesavers
- OEM-specific coverage for dozens of systems on models from 1980 and newer



Use bi-directional controls while viewing live data for true cause and effect diagnostics.



Fast-Track Troubleshooter offers vehicle-specific code tips, symptom tips and tests.

Code	Scan Unit Control Bank 1 (Symptoms OK)
P0140	Low O2 Activity Bank 1 Sensor 2 (Symptoms OK)
P0132	Bank 1 Signal Short to Ground Circuit (Symptoms OK)
P0136	O2 Signal High Bank 1 Sensor 2 (Symptoms OK)
P0137	O2 Signal Low Bank 1 Sensor 2 (Symptoms OK)
P0140	Low O2 Activity Bank 1 Sensor 2 (Symptoms OK)
P0135	Bank 1 Signal Short to Ground Circuit (Symptoms OK)

Answers for thousands of faults with detailed trouble code definitions right in the tool.



View high-res graphs of 4 data parameters. Zoom in, set PID triggers and customize data lists.