

Fiber Optic Cleaver D6

For Single- and Multimode Fibers



D6 Fiber Optic Cleaver

- Diamond blade for highest cleave quality and long life (typically > 10,000 cleaves)
- Fiber cleave length: 3.5 to 15 mm
- Fiber diameter: 125 μm nominal
- Coating diameter: up to 900 μm
- Adjustable for cleaving fibers with increased tensile strength, e.g. titanium-coated fibers
- Low susceptibility to interference and dirt
- Sliding Table for easy insertion, positioning and removal of fiber without risk of damage

Items Supplied

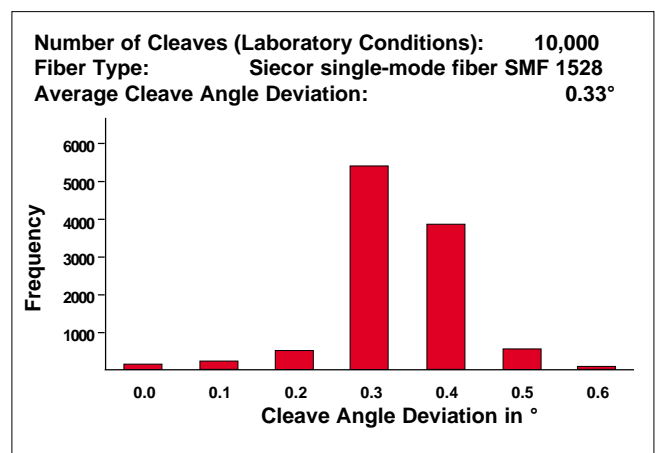
The D6 is supplied in a rugged case with detailed instructions for operation, mounting, cleaning and maintenance.

Application

The D6 Fiber Optic Cleaver is suitable for precision cleaving of all common single silica glass fibers, even under harsh on-site conditions. Special cleaver designs for applications in research, measurement technology and production of optical components are available.

Features

- Cleave angle deviation typically < 0.5° with highest reliability and low scattering under on-site conditions
- Easy one step cleaving operation: Fiber clamping, bending, scratching and cleaving with one single action



Distribution of Cleave Angle Deviation

Designation	Description / Delivery Unit	Order Number
Fiber Optic Cleaver D6	For cleaving single- and multimode fibers, cleave angle deviation typically less than 0.5°; 133 x 75 x 69 mm, 540 g	S46999-M9-D6
Cleaning Strips	For cleaning the clamping jaws; pack of 50	S46999-M9-S15
Replacement Blade	Diamond blade in holder, cleaving quality checked	S46999-M9-S7

Fiber Optic Cleaver A8

For Single- and Multimode Fibers



A8 Fiber Optic Cleaver

Features

- Cleave angle deviation typically $< 0.5^\circ$ under on-site conditions
- Easy one step cleaving operation: Fiber clamping, bending, scratching and cleaving with one single action
- Diamond blade for high cleave quality and long life (typically $> 10,000$ cleaves)
- Interchangeable fiber guides (options)
- The design provides low susceptibility to interference and dirt and facilitates easy cleaning

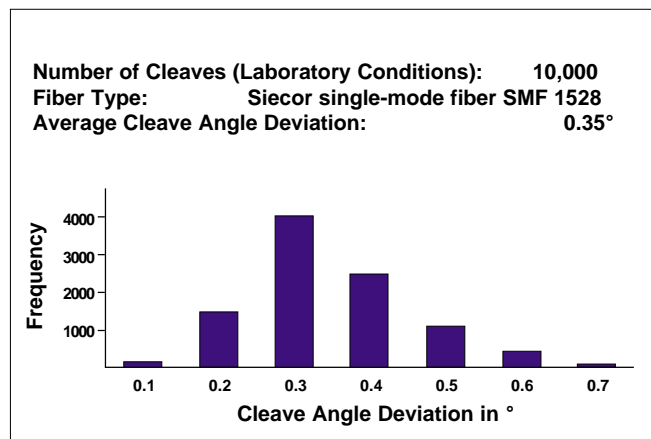
Items Supplied

The A8 Fiber Optic Cleaver is supplied with detailed operating instructions and tools for replacing the universal fiber guide.

Application

The A8 Fiber Optic Cleaver is suitable for precision cleaving of all common silica glass fibers with a cladding diameter of $125\ \mu\text{m}$ even under harsh on-site conditions. It is provided with a Universal Fiber Guide as standard equipment. It is therefore particularly convenient for use with all fusion splicers.

For other applications there are further fiber guides available as accessories. Special versions of the A8 are available for connector splicing systems.



Distribution of Cleave Angle Deviation

Designation	Description / Delivery Unit	Order Number
Fiber Optic Cleaver A8	For cleaving single- and multimode fibers, cleave angle deviation typically $< 0.5^\circ$; 70 x 70 x 36 mm, 120 g	S46999-M9-A8
Cleaning Strips	For cleaning the clamping jaws; pack of 50	S46999-M9-S15
Replacement Blade	Diamond blade in holder, cleaving quality checked	S46999-M9-S30
Holder for Cleaver A8	For mounting the A8 on the work surface of the fusion splicer case 1 (S46999-M7-V7)	S46999-M9-S42
Universal Fiber Guide	For fibers with coating diameters up to $900\ \mu\text{m}$	S46999-M9-S43
Fiber Guide $900\ \mu\text{m}$	For fibers with $900\ \mu\text{m}$ tight-buffered secondary coating	S46999-M9-S34
Fiber Guide $3000/900\ \mu\text{m}$	For 3 mm cable with tight-buffered $900\ \mu\text{m}$ secondary coating	S46999-M9-S45

Fiber Optic Cleaver D12

For Single- and Multimode Fibers, Ribbonized Fibers and Fiber Ribbons



D12 Fiber Optic Cleaver

Application

The D12 Fiber Optic Cleaver is suitable for precision cleaving of all common silica glass fibers and up to 12-fiber ribbons, even under harsh on-site conditions. It is provided with a Universal Single Fiber Guide for single fiber cleaving as standard equipment. When removing the fiber guide all common handling adapters can be inserted.

Features

- Cleave angle deviation typically less than 1° with high reliability and low scattering under on-site conditions
- Easy one step cleaving operation: Fiber clamping, bending, scratching and cleaving with one single action
- Turnable cleave wheel with 12 positions for high cleave quality and long life (typically > 6,000 cleaves with 12-fiber ribbons per cleave wheel)
- For single fibers as well as up to 12-fiber ribbons and ribbonized fibers by using handling adapters (op-tions)
- Minimum fiber cleave length:
3.5 mm (single fibers with up to 250 µm coating)
10 mm (single fibers with coating diameter from 250 up to 900 µm)
- Fiber diameter: 125 µm nominal
- Coating diameter: up to 900 µm (single fibers)
- Adjustable for cleaving fibers with increased tensile strength, e.g. titanium-coated fibers
- Low susceptibility to interference and dirt
- Cleave wheel easily exchangeable on-site

Items Supplied

The D12 is supplied in a rugged case with tool set, Universal Single Fiber Guide and detailed instructions for operation, cleaning and maintenance.

Designation	Description	Order Number
Multi Fiber Cleaver D12	For cleaving single- and multimode fibers, up to 12 ribbonized fibers and fiber ribbons, cleave angle deviation typically < 1°; 95 x 72 x 55 mm, 500 g	S46999-M9-D12
Replacement Cleave Wheel	For cleaver D12, cleaving quality checked	S46999-M9-S50
Fiber Waste Deposit	For cleaver D12	S46999-M9-S70

Heat-shrink Oven

Heat-shrink Splice Protector



Heat-shrink Oven

Heat-shrink Oven

The heat-shrink oven is used for defined application of all common types of heat-shrink splice protectors to an unprotected single fiber or fiber ribbon splice.

Features

- Fully automatic temperature control
- Adjustable heating time (15 to 250 s) and temperature (90 to 140° C)
- Suitable for all common heat-shrink splice protectors
- Operation status indicated by LED



Heat-shrink Splice Protector for Single Fibers

Heat-shrink Splice Protectors

The heat-shrink splice protector lends the splice mechanical stability, protects it against environmental effects and prevents it from damages. The heat-shrink splice protector for single fibers is suitable for all splices of single fibers with coating diameters of 250 to 900 µm and uncoated fiber lengths of up to 40 mm.

Features

- Stainless steel pin rounded at both ends for single fibers or semi cylindrical glass support for fiber ribbons to strengthen the spliced joint
- Inner tube of air-tight hotmelt adhesive and outer heat-shrink tube jacket

Designation	Description / Delivery Unit	Order Number
Heat-shrink Oven for X7-series	Heating time 15 to 250 s, temperature 90 to 140° C	S46999-M7-S385
Heat-shrink Oven for X60	For fixed installation into fusion splicer X60	S46999-M7-S869
Heat-shrink Splice Protectors:		
- for single fibers, 60 mm	Pack of 100	S46999-A16-A4
- for single fibers, 45 mm	Pack of 100	S46998-A4-A29
- for attenuation splices and up to 4-fiber ribbons	Pack of 5	S46999-A16-A8
- for 4- up to 12-fiber ribbons	Pack of 25	S46999-A16-A6

Crimping Device

Crimp Splice Protector



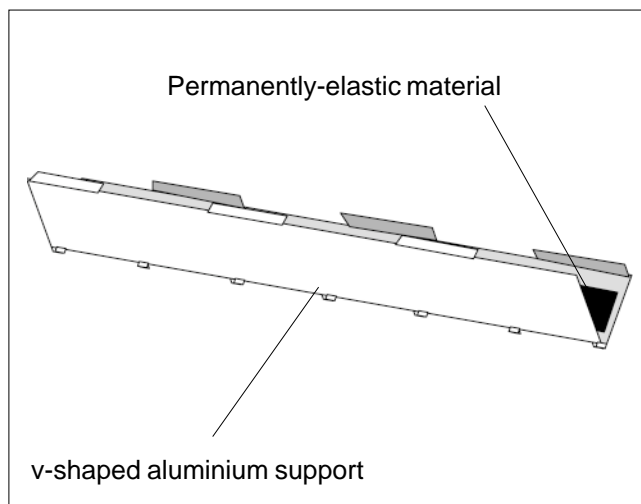
Crimping Device

Crimping Device

The crimping device is used for defined closing of the crimp splice protector over the unprotected splice.

Features

- Easy to operate
- Adaptable to all fusion splicers
- No electrical power required
- Maintenance-free



Crimp Splice Protector

Crimp Splice Protector

The crimp splice protector lends the splice mechanical stability, protects it against environmental effects and prevents it from damages during handling and splice storage. For defined closing of the crimp splice protector over the unprotected splice, the Crimping Device is required.

Features

- Simple, reliable and fast installation
- Protects the uncoated fiber to a maximum bare fiber length of 22 mm
- Resistant against corrosion
- For fibers with 250 µm coating diameter
- For high density storage in splice trays

Designation	Description / Delivery Unit	Order Number
Crimping Device	With mounting plate for fusion splicers of X7-series	S46999-M7-S252
Crimping Device	For fixed installation into fusion splicer X60	S46999-M7-S868
Crimping Device	With base plate for stand-alone use	S46999-M7-S107
Crimp Splice Protector	Pack of 150	S45057-Z1-H590

Fusion Splicer Cases



Fusion Splicer Case 1 with integrated power supply

Fusion Splicer Case 1

The fusion splicer case 1 serves as a workstation for the X75, which allows the fusion splicer to be used immediately on site. It is equipped with an integral power supply 70 VA and can accommodate an optional battery 6.5 Ah. Accessories such as A8 cleaver, splice tray holder, crimping device or heat-shrink oven can be mounted on the work platform.

Dimensions: 410 x 320 x 190 mm



Fusion Splicer Case 2 equipped with X77 and accessories

Fusion Splicer Case 2

The fusion splicer case 2 is a transport case without work platform and without integral power supply. It is especially suitable for all X7-series fusion splicers with attachment power supply. In addition to the fusion splicer various accessories, e.g. battery 2.3 Ah for attachment power supply, work lamp, cleaning tissues and operating instructions, can be accommodated.

Dimensions: 500 x 420 x 200 mm

Fusion Splicer Case 3

The fusion splicer case 3 is a transport case without work platform and without integral power supply. It is suitable for the fusion splicer X60 only. In addition to the fusion splicer the accessories, e.g. additional batteries 2.3 Ah, work lamp, cleaning tissues, operating instructions and cleaver, can be accommodated.

Dimensions: 500 x 420 x 200 mm

Designation	Description / Delivery Unit	Order Number
Fusion Splicer Case 1	Workstation for X75	S46999-M7-V7
Fusion Splicer Case 2	Transport case for fusion splicers X7-series	S46999-M7-V13
Fusion Splicer Case 3	Transport case for X60	S46999-M7-V15
Fusion Splicer Case 4	Workstation for X60	S46999-M7-S878
Fusion Splicer Case 5	Workstation for X77	S46999-M7-S875

Power Options

Power Supply 70 VA, Attachment Power Supply, Batteries



Fusion Splicer Case 1 with integral power supply and compartment for battery 6.5 Ah

Power Supply 70 VA

The power supply integrated in the fusion splicer case 1 can also be ordered separately. It has a battery charge function for the battery 6.5 Ah and allows the fusion splicer X75 to be powered by AC power from 90 to 260 V.

Battery 6.5 Ah

The rechargeable battery 6.5 Ah is for powering the fusion splicer X75 independently of AC power. It can be integrated into the fusion splicer case 1.



Attachment power supply 100 VA and battery 2.3 Ah

Attachment Power Supply

The attachment power supply can be attached under all X7-series fusion splicers and accommodates the rechargeable battery 2.3 Ah.

Due to their large 5.5" color monitors, the fusion splicers X77 and X75-12 need the attachment power supply 100 VA.

The combination of fusion splicer X75 and attachment power supply 70 VA fits into the fusion splicer cases 1 and 2. The combinations of the fusion splicers X77 or X75-12 with the attachment power supply 100 VA fits into fusion splicer case 2 only.

Battery 2.3 Ah

The rechargeable battery 2.3 Ah is for powering the fusion splicers independently of AC power. It can be slid into the attachment power supply respectively into the fusion splicer X60 and exchanged without tools.

Designation	Description / Delivery Unit	Order Number
Power Supply 70 VA	For fusion splicer case 1	S46999-M7-S399
Battery 6.5 Ah	For fusion splicer case 1 and 5	S46999-M7-S403
Attachment Power Supply 70 VA	For fusion splicers with 2.9 and 3.2-inch monitors	S46999-M7-S600
Attachment Power Supply 100 VA	For fusion splicers with 5.5-inch monitors (except X60)	S46999-M7-S630
Battery 2.3 Ah	For attachment power supplies 70/100 VA and X60	S46999-M7-S601

Further Accessories

Splice Tray Holder, Transport Cases, Work Lamp



Splice Tray Holder

The splice tray holder accommodates all common types of splice trays. For the workstations X60 and X77 special splice tray holders are required.

Designation	Order Number
Splice Tray Holder for X60	S46999-M7-S871
Splice Tray Holder for X7-series	S46999-M7-S378
Mounting Bracket for X7-series	S46999-M7-S276
Splice Tray Holder - for Workstation X60	S46999-M7-S879
- for Workstation X77	S46999-M7-S876



Transport Case

A robust and light weight aluminium case with wheels and a padded insert is available for easy and safe transport of fusion splicer cases no. 1, 2 and 3 under rough conditions. The transport case for fusion splicer case 1 has two compartments for documents and additional space for other accessories.

Designation	Order Number
Transport Case for - Fusion Splicer Case 1	S46999-M7-V12
- Fusion Splicer Case 2 and 3	S46999-M26-V2



Work Lamp

The halogen work lamp with gooseneck can be operated by the fusion splicer power supplies. It fits into the storage compartments of all fusion splicer cases.

Designation	Order Number
Work Lamp	S46999-M7-S284
Spare Light Bulb, 10 W	S46999-M7-S291

Further Accessories for Multi Fusion Splicer X75-12

Thermal Stripper, Ribbonizer, Handling Adapters




Thermal Stripper with inserted handling adapter

Thermal Stripper

Single and ribbonized fibers as well as fiber ribbon coatings can be removed easily by heating and defined cutting of the coating. The thermal stripper is supplied with a plug-in AC power supply but can also be powered directly from the X75-12 fusion splicer's power supplies. By simply turning the handling adapter insert, also fibers with 900 µm coating diameter can be stripped.

Designation	Order Number
Thermal Stripper	S46999-M7-S855



Ribbonizer with inserted handling adapter for 1 to 12 fibers

Ribbonizer

Individual fibers are arranged to suit a ribbon with the ribbonizer. It is usable for 2, 4, 6, 8, 10 and 12 single fibers with 250 µm coating diameter due to turnable fiber holder accommodation. Since no adhesive is necessary, contamination of fusion splicer and accessories does not occur.

Designation	Order Number
Ribbonizer	S46999-M7-S854



One pair of handling adapter

Handling Adapters

Handling adapters are used with the multi fusion splicer X75-12. They position the fibers in the thermal stripper, the cleaver and in the fusion splicer. They allow the fibers to be positioned correctly in the v-grooves when inserting the handling adapter into the splicer.

Designation	Order Number
Handling Adapters (2 pcs.) for:	
- 1 to 12 single fibers	S46999-M7-S861
- single fibers 250 µm	S46999-M7-S593
- single fibers 900 µm	S46999-M7-S599

Designation	Order Number
Handling Adapters (2 pcs.) for:	
- 2-fiber ribbons	S46999-M7-S594
- 4-fiber ribbons	S46999-M7-S595
- 6-fiber ribbons	S46999-M7-S596
- 8-fiber ribbons	S46999-M7-S597
- 12-fiber ribbons: - 3.10 mm	S46999-M7-S598
- 3.15 mm	S46999-M7-S565
- 3.18 mm	S46999-M7-S586